



**December  
2024**

**OSCEOLA REALTORS®  
Local Market Statistics For Osceola County**

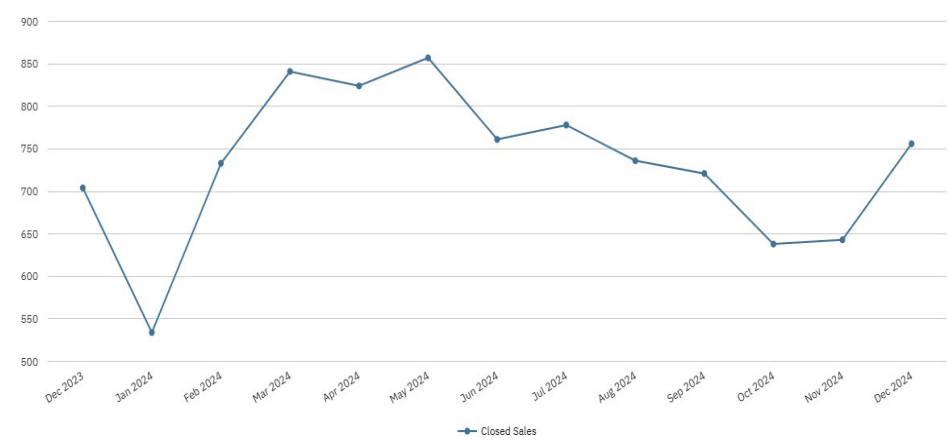
<b>All Properties</b>	<b>Dec-24</b>	<b>Dec-23</b>	<b>% Change</b>
Closed Sales	<b>756</b>	<b>704</b>	<b>7.4%</b>
Median Sale Price	<b>\$385,000</b>	<b>\$394,000</b>	<b>-2.3%</b>
Active Inventory	<b>4,102</b>	<b>3,309</b>	<b>24.0%</b>
Median Time to Contract	<b>55 Days</b>	<b>44 Days</b>	<b>25.0%</b>
Months Supply of Inventory	<b>5.6</b>	<b>4.5</b>	<b>24.4%</b>
Median % of Original List Price	<b>96.5%</b>	<b>97.7%</b>	<b>-1.2%</b>

<b>Single Family Homes</b>	<b>Dec-24</b>	<b>Dec-23</b>	<b>% Change</b>
Closed Sales	<b>506</b>	<b>466</b>	<b>8.6%</b>
Median Sale Price	<b>\$418,000</b>	<b>\$430,000</b>	<b>-2.8%</b>
Active Inventory	<b>2,496</b>	<b>2,085</b>	<b>19.7%</b>
Median Time to Contract	<b>54 Days</b>	<b>48 Days</b>	<b>12.5%</b>
Months Supply of Inventory	<b>5.0</b>	<b>4.1</b>	<b>22.0%</b>
Median % of Original List Price	<b>96.6%</b>	<b>97.8%</b>	<b>-1.2%</b>

<b>Condos/Townhouses</b>	<b>Dec-24</b>	<b>Dec-23</b>	<b>% Change</b>
Closed Sales	<b>235</b>	<b>226</b>	<b>4.0%</b>
Median Sale Price	<b>\$330,000</b>	<b>\$345,000</b>	<b>-4.3%</b>
Active Inventory	<b>1,542</b>	<b>1,165</b>	<b>32.4%</b>
Median Time to Contract	<b>54 Days</b>	<b>31 Days</b>	<b>74.2%</b>
Months Supply of Inventory	<b>6.9</b>	<b>5.4</b>	<b>27.8%</b>
Median % of Original List Price	<b>96.6%</b>	<b>97.6%</b>	<b>-1.0%</b>

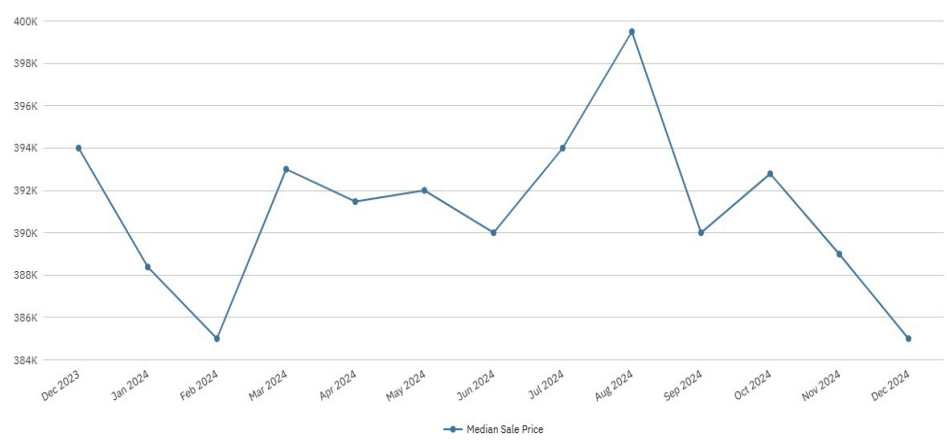
### Osceola County: Closed Sales

All Property Types, All Price Tiers, All Sale Types



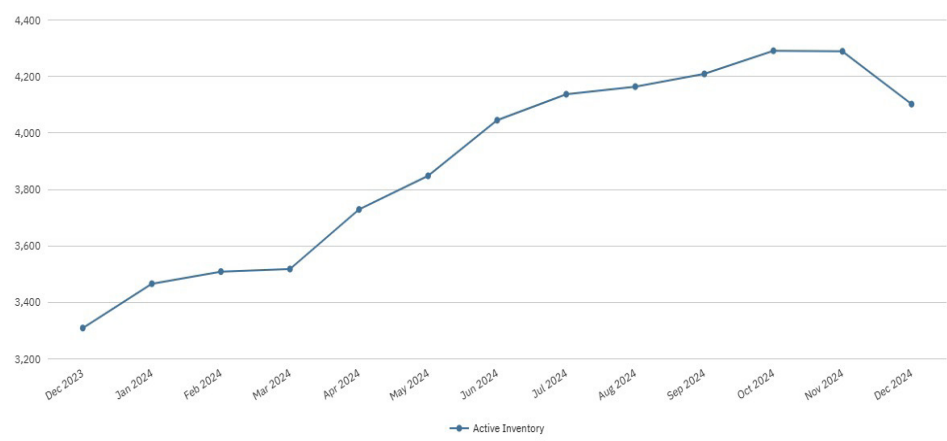
### Osceola County: Median Sale Price

All Property Types, All Price Tiers, All Sale Types



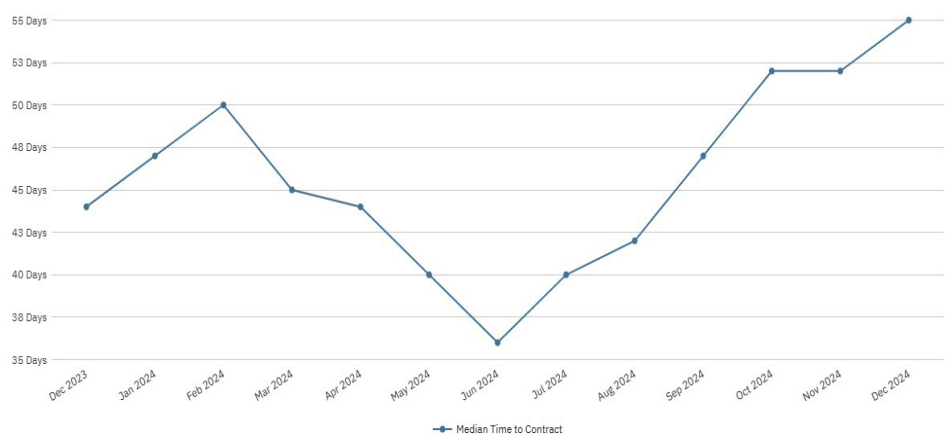
### Osceola County: Active Inventory

All Property Types, All Price Tiers, All Sale Types



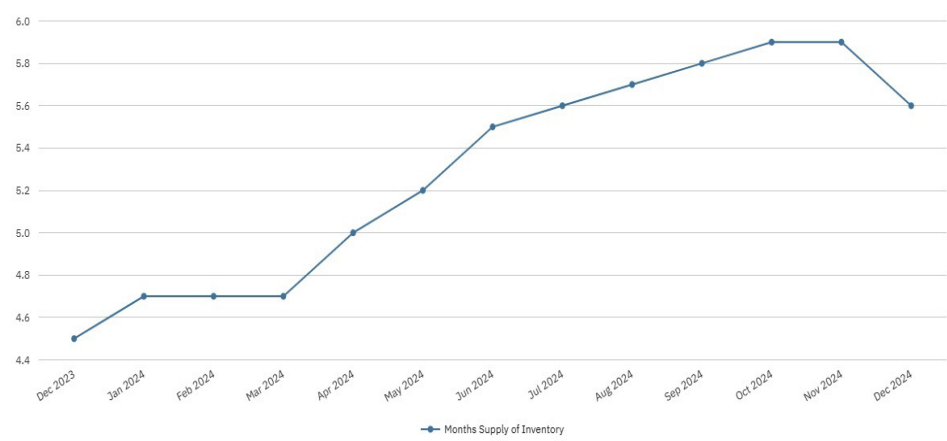
### Osceola County: Median Time to Contract

All Property Types, All Price Tiers, All Sale Types



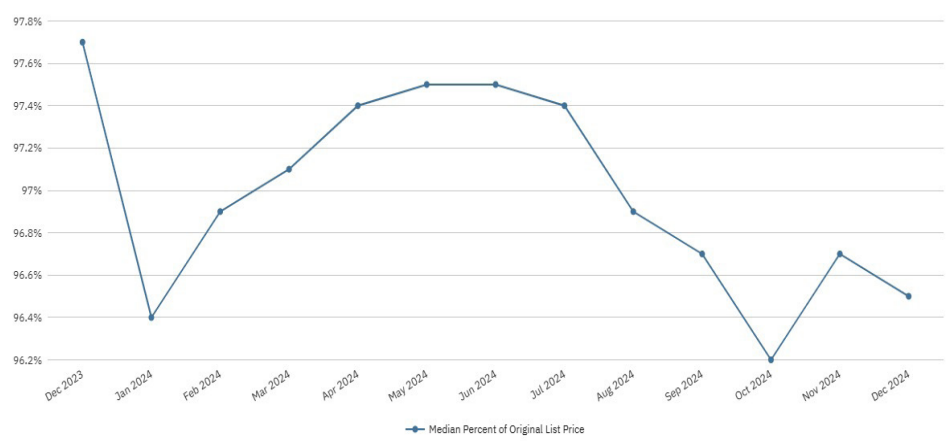
### Osceola County: Months Supply of Inventory

All Property Types, All Price Tiers, All Sale Types



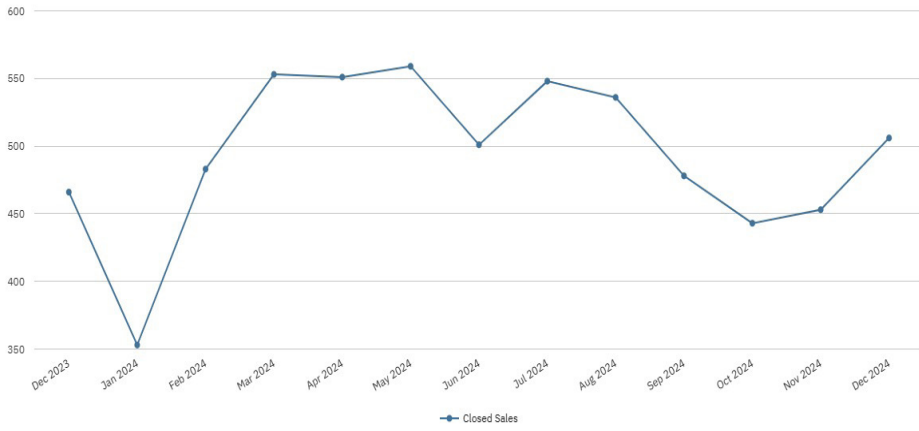
### Osceola County: Median Percent of Original List Price

All Property Types, All Price Tiers, All Sale Types



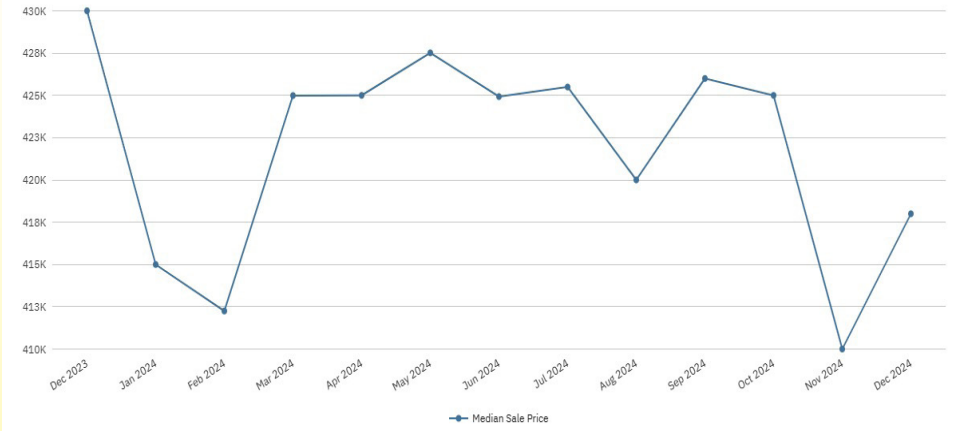
### Osceola County: Closed Sales

Single-Family Homes, All Price Tiers, All Sale Types



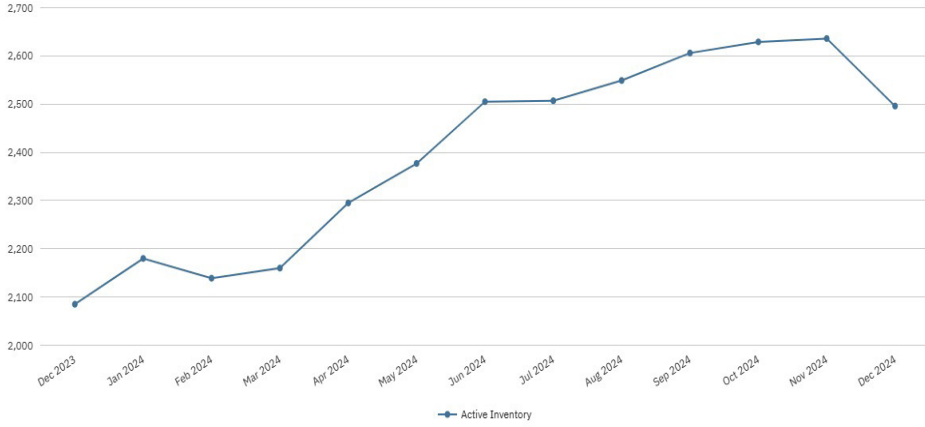
### Osceola County: Median Sale Price

Single-Family Homes, All Price Tiers, All Sale Types



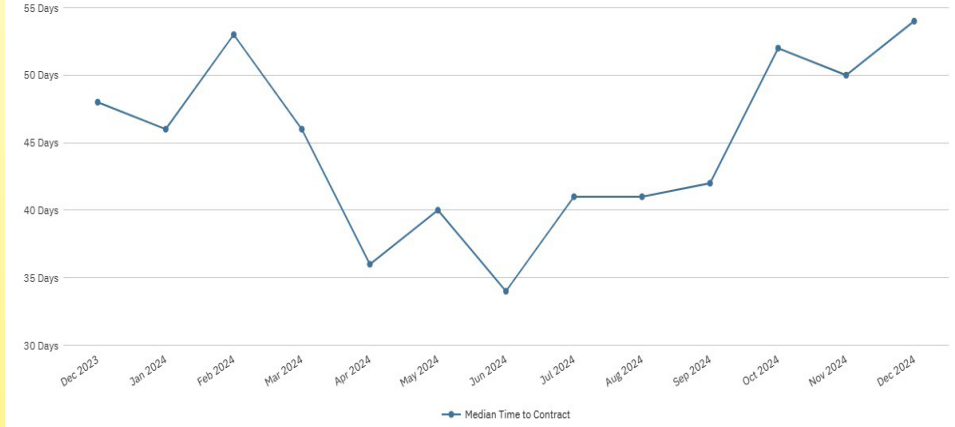
### Osceola County: Active Inventory

Single-Family Homes, All Price Tiers, All Sale Types



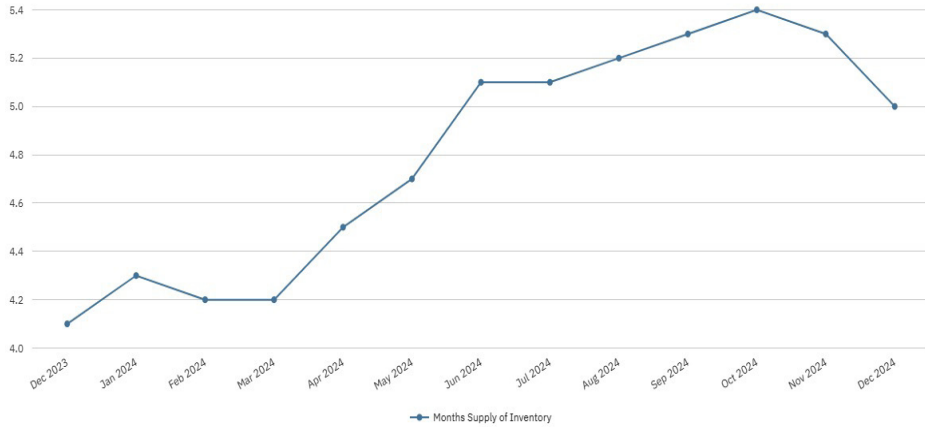
### Osceola County: Median Time to Contract

Single-Family Homes, All Price Tiers, All Sale Types



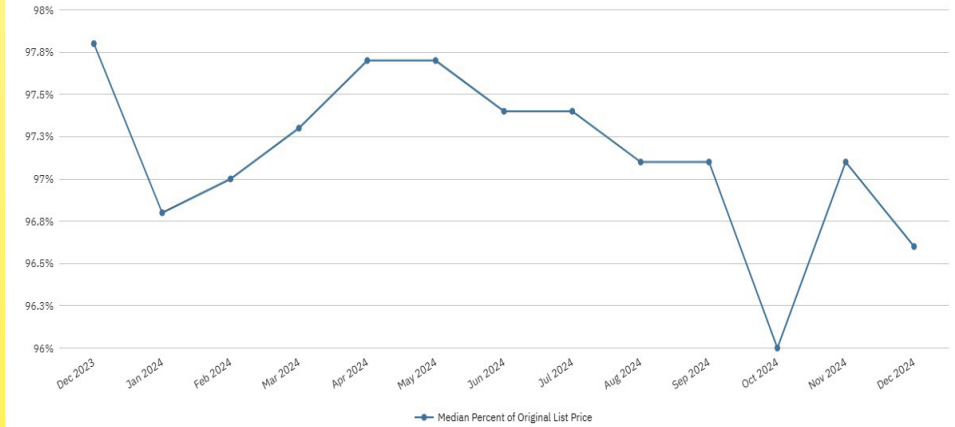
### Osceola County: Months Supply of Inventory

Single-Family Homes, All Price Tiers, All Sale Types



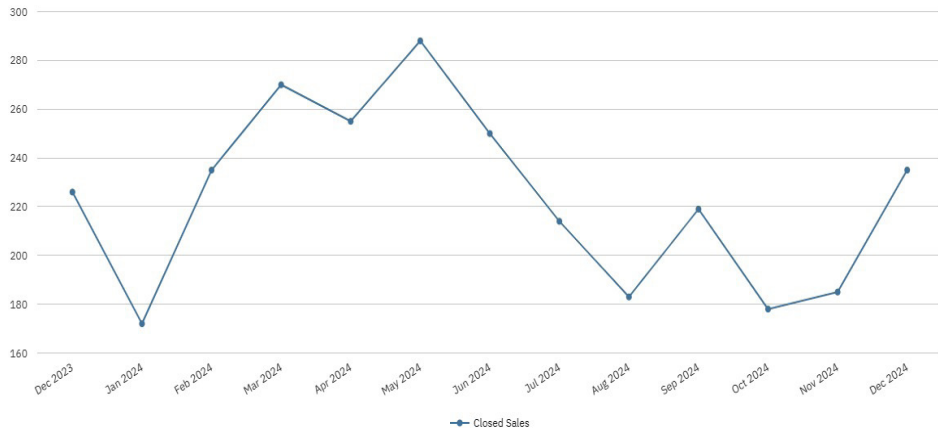
### Osceola County: Median Percent of Original List Price

Single-Family Homes, All Price Tiers, All Sale Types



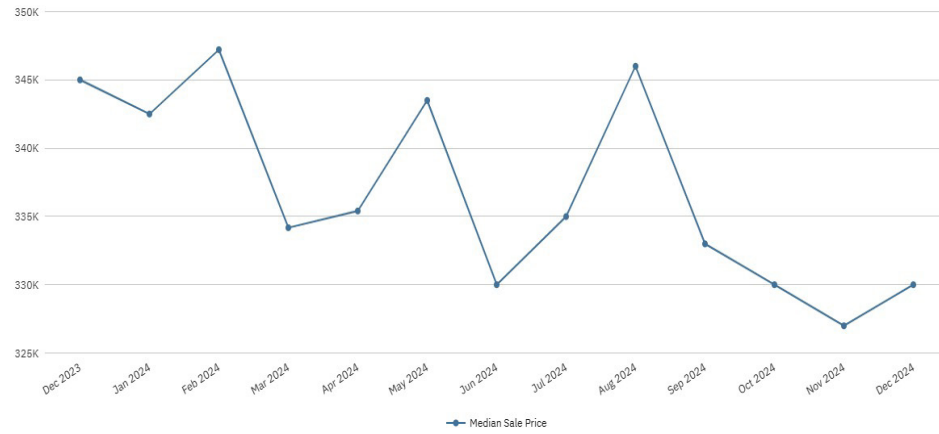
### Osceola County: Closed Sales

Townhouses and Condos, All Price Tiers, All Sale Types



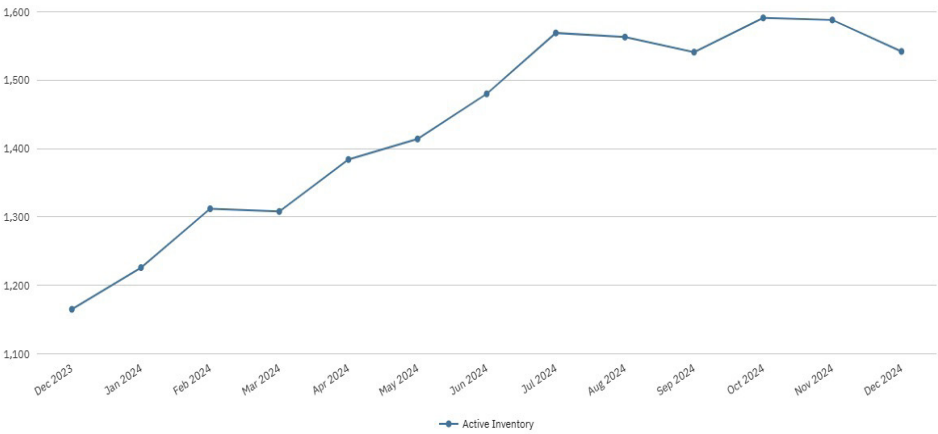
### Osceola County: Median Sale Price

Townhouses and Condos, All Price Tiers, All Sale Types



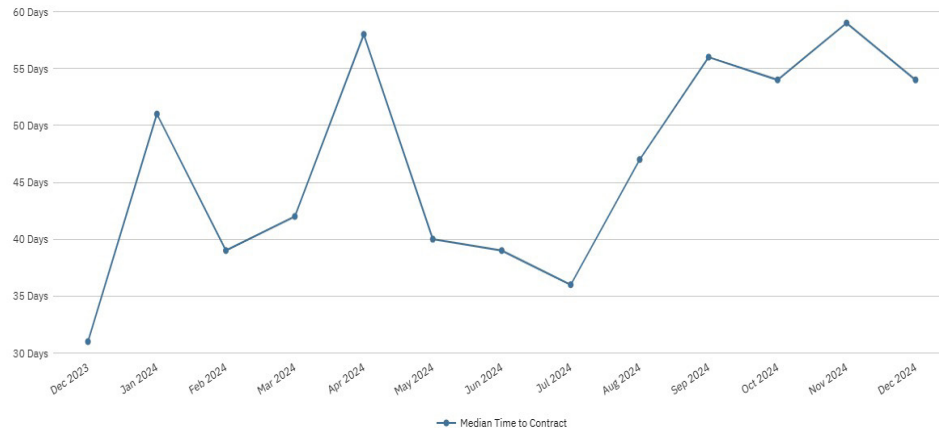
### Osceola County: Active Inventory

Townhouses and Condos, All Price Tiers, All Sale Types



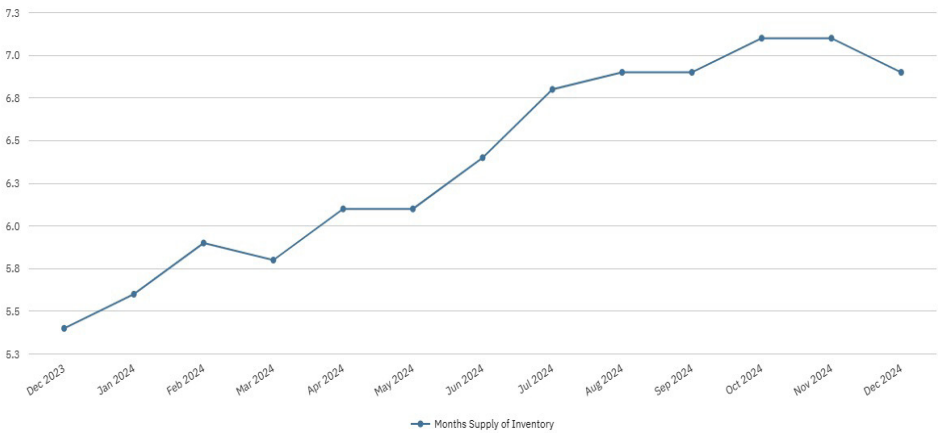
### Osceola County: Median Time to Contract

Townhouses and Condos, All Price Tiers, All Sale Types



### Osceola County: Months Supply of Inventory

Townhouses and Condos, All Price Tiers, All Sale Types



### Osceola County: Median Percent of Original List Price

Townhouses and Condos, All Price Tiers, All Sale Types

