



**March  
2024**

**OSCEOLA REALTORS®  
Local Market Statistics For Osceola County**

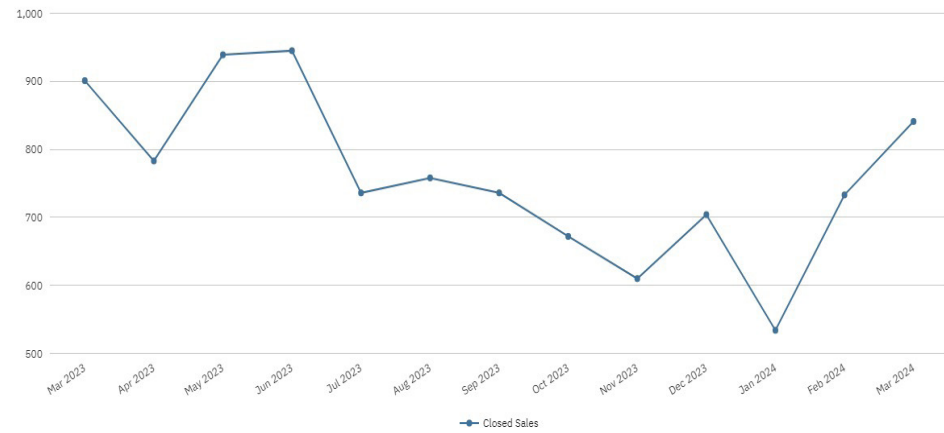
<b>All Properties</b>	<b>Mar-24</b>	<b>Mar-23</b>	<b>% Change</b>
Closed Sales	<b>841</b>	<b>901</b>	<b>-6.7%</b>
Median Sale Price	<b>\$393,000</b>	<b>\$395,000</b>	<b>-0.5%</b>
Active Inventory	<b>3,518</b>	<b>2,315</b>	<b>52.0%</b>
Median Time to Contract	<b>45 Days</b>	<b>35 Days</b>	<b>28.6%</b>
Months Supply of Inventory	<b>4.7</b>	<b>2.9</b>	<b>62.1%</b>
Median % of Original List Price	<b>97.1%</b>	<b>96.7%</b>	<b>0.4%</b>

<b>Single Family Homes</b>	<b>Mar-24</b>	<b>Mar-23</b>	<b>% Change</b>
Closed Sales	<b>553</b>	<b>629</b>	<b>-12.1%</b>
Median Sale Price	<b>\$424,990</b>	<b>\$425,000</b>	<b>0.0%</b>
Active Inventory	<b>2,160</b>	<b>1,590</b>	<b>35.8%</b>
Median Time to Contract	<b>46 Days</b>	<b>35 Days</b>	<b>31.4%</b>
Months Supply of Inventory	<b>4.2</b>	<b>2.9</b>	<b>44.8%</b>
Median % of Original List Price	<b>97.3%</b>	<b>96.7%</b>	<b>0.6%</b>

<b>Condos/Townhouses</b>	<b>Mar-24</b>	<b>Mar-23</b>	<b>% Change</b>
Closed Sales	<b>270</b>	<b>257</b>	<b>5.1%</b>
Median Sale Price	<b>\$334,175</b>	<b>\$335,000</b>	<b>-0.2%</b>
Active Inventory	<b>1,308</b>	<b>685</b>	<b>90.9%</b>
Median Time to Contract	<b>42 Days</b>	<b>32 Days</b>	<b>31.3%</b>
Months Supply of Inventory	<b>5.8</b>	<b>3.1</b>	<b>87.1%</b>
Median % of Original List Price	<b>96.7%</b>	<b>97.0%</b>	<b>-0.3%</b>

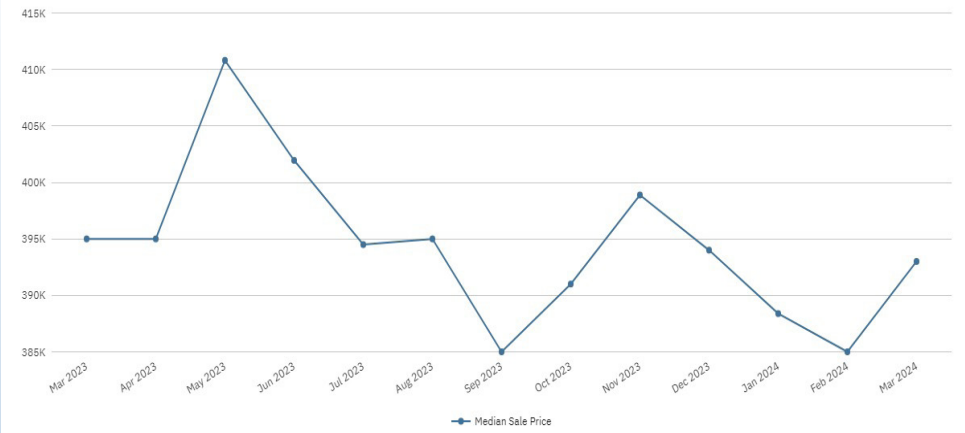
### Osceola County: Closed Sales

All Property Types, All Price Tiers, All Sale Types



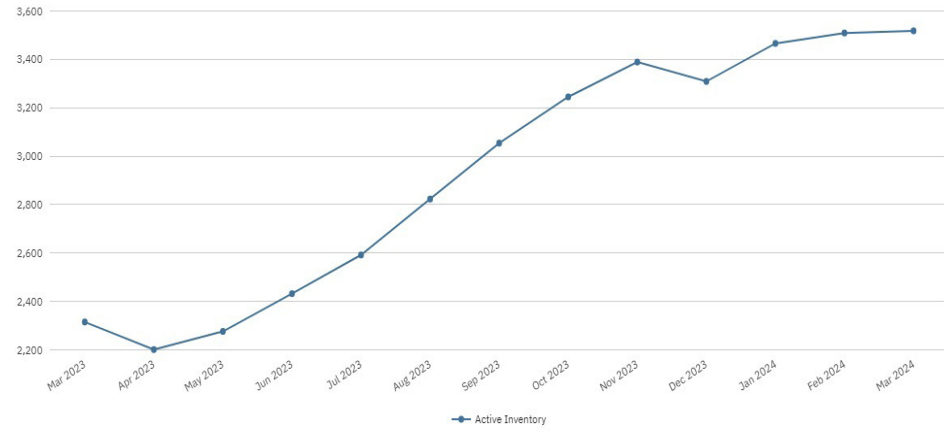
### Osceola County: Median Sale Price

All Property Types, All Price Tiers, All Sale Types



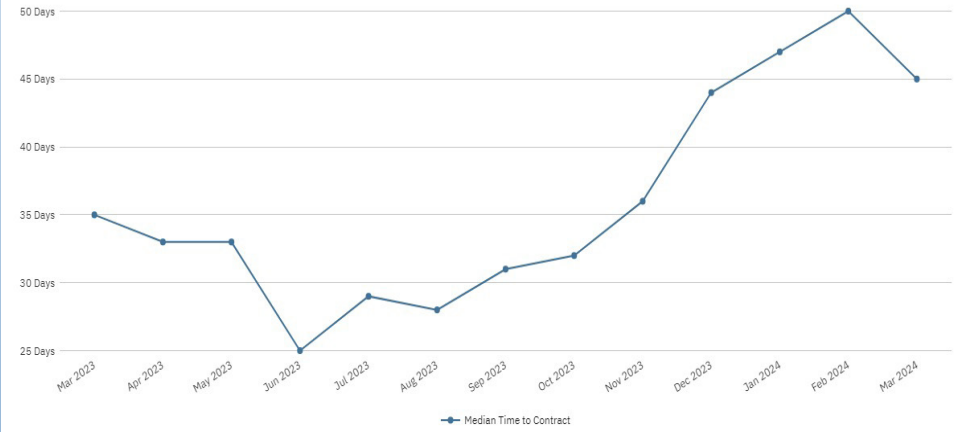
### Osceola County: Active Inventory

All Property Types, All Price Tiers, All Sale Types



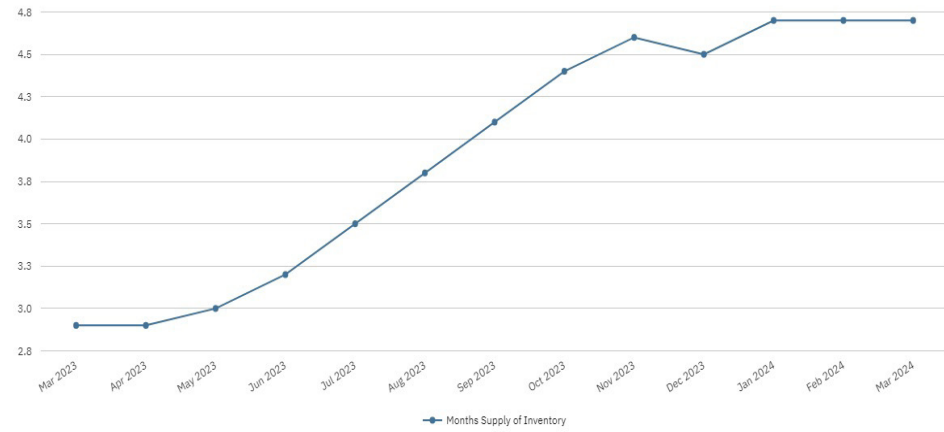
### Osceola County: Median Time to Contract

All Property Types, All Price Tiers, All Sale Types



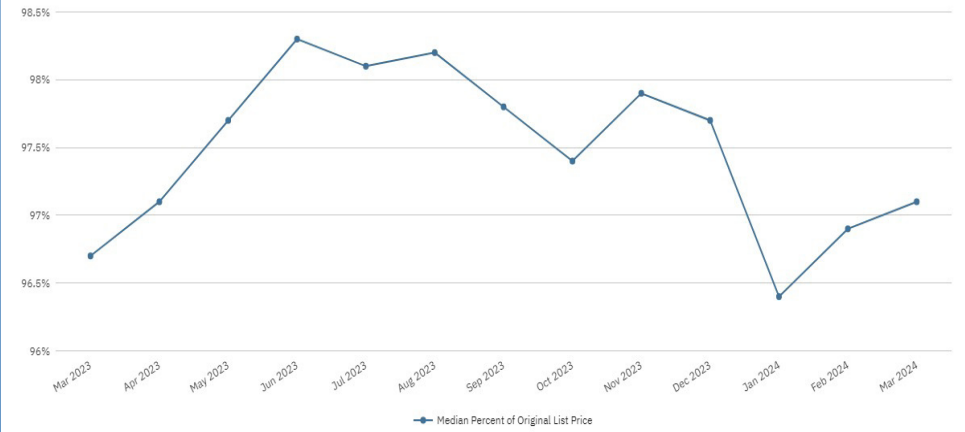
### Osceola County: Months Supply of Inventory

All Property Types, All Price Tiers, All Sale Types



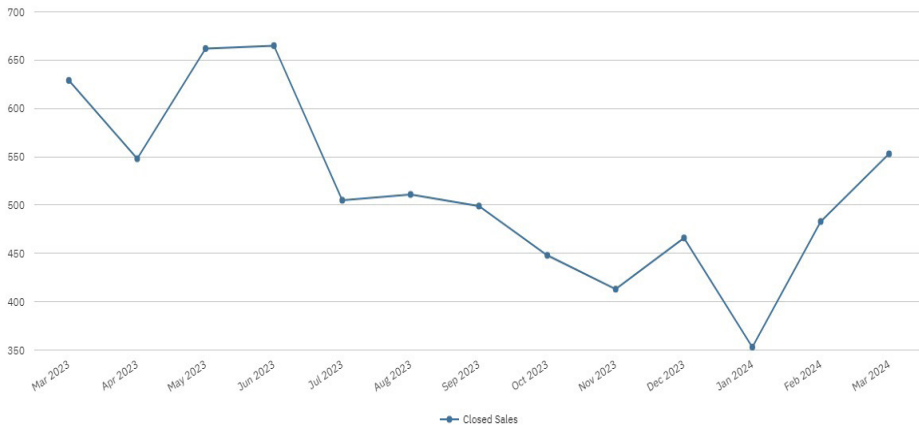
### Osceola County: Median Percent of Original List Price

All Property Types, All Price Tiers, All Sale Types



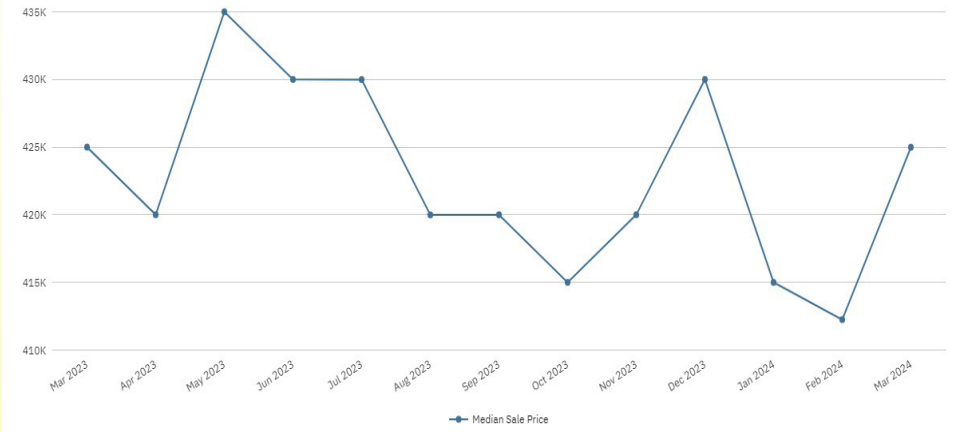
### Osceola County: Closed Sales

Single-Family Homes, All Price Tiers, All Sale Types



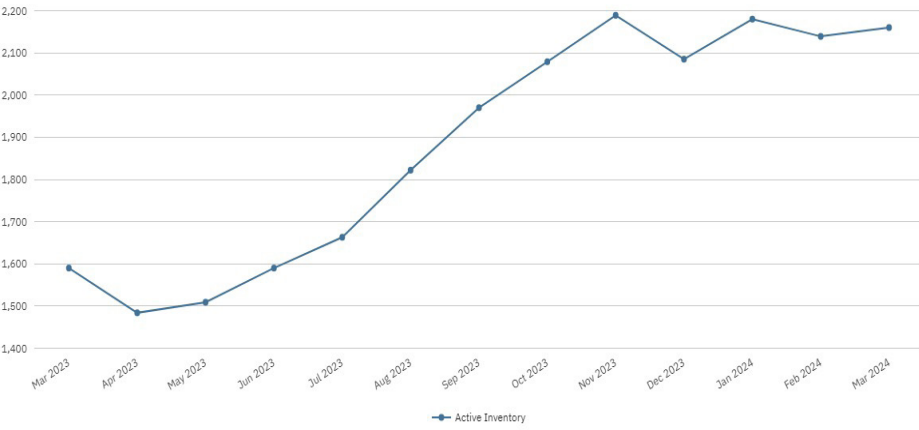
### Osceola County: Median Sale Price

Single-Family Homes, All Price Tiers, All Sale Types



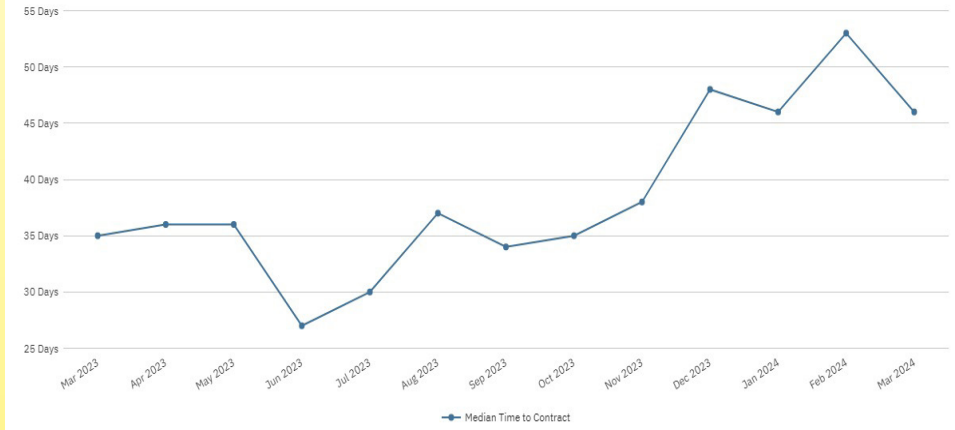
### Osceola County: Active Inventory

Single-Family Homes, All Price Tiers, All Sale Types



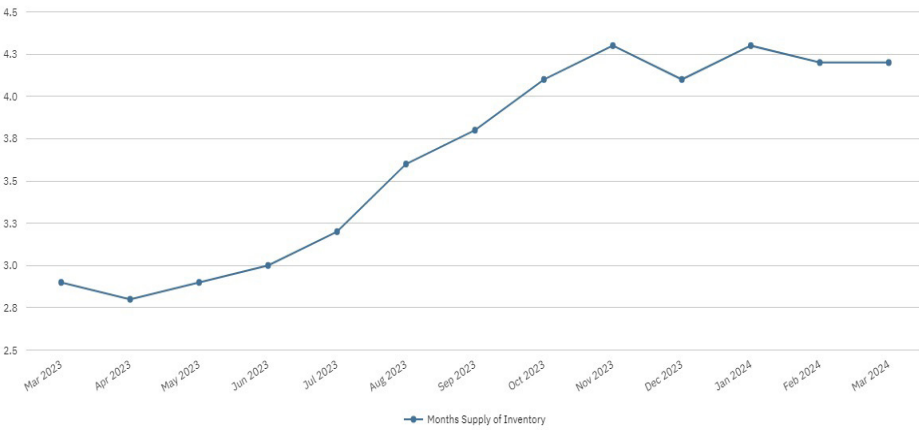
### Osceola County: Median Time to Contract

Single-Family Homes, All Price Tiers, All Sale Types



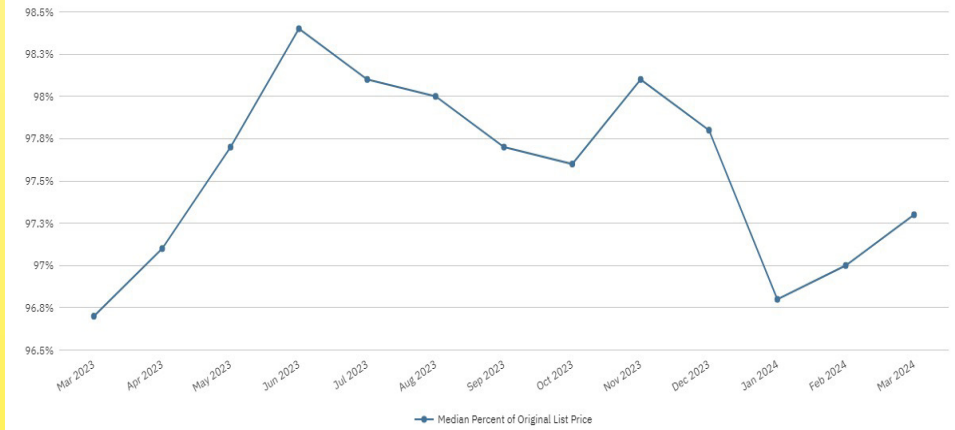
### Osceola County: Months Supply of Inventory

Single-Family Homes, All Price Tiers, All Sale Types



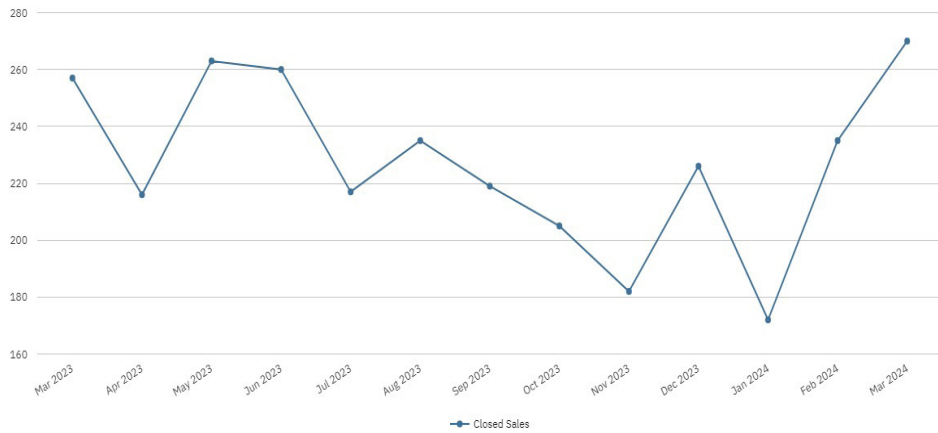
### Osceola County: Median Percent of Original List Price

Single-Family Homes, All Price Tiers, All Sale Types



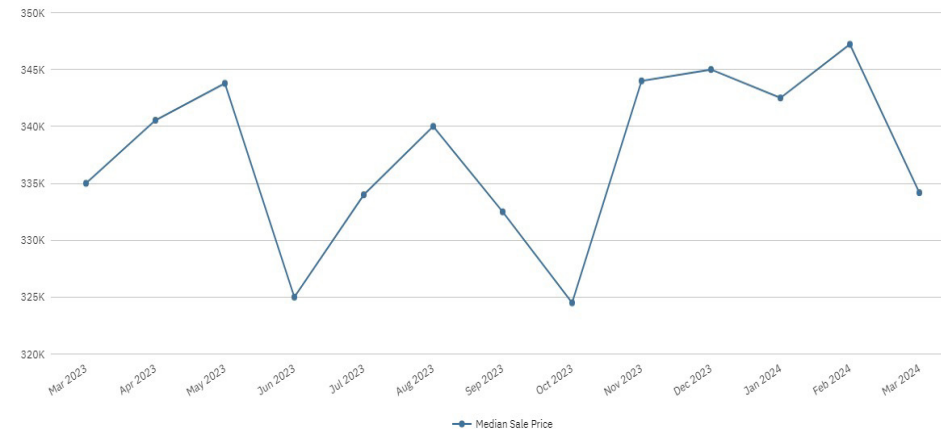
### Osceola County: Closed Sales

Townhouses and Condos, All Price Tiers, All Sale Types



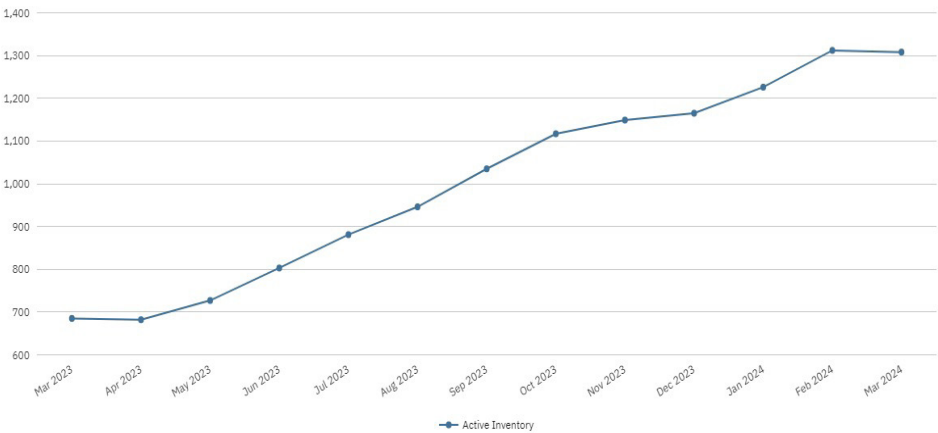
### Osceola County: Median Sale Price

Townhouses and Condos, All Price Tiers, All Sale Types



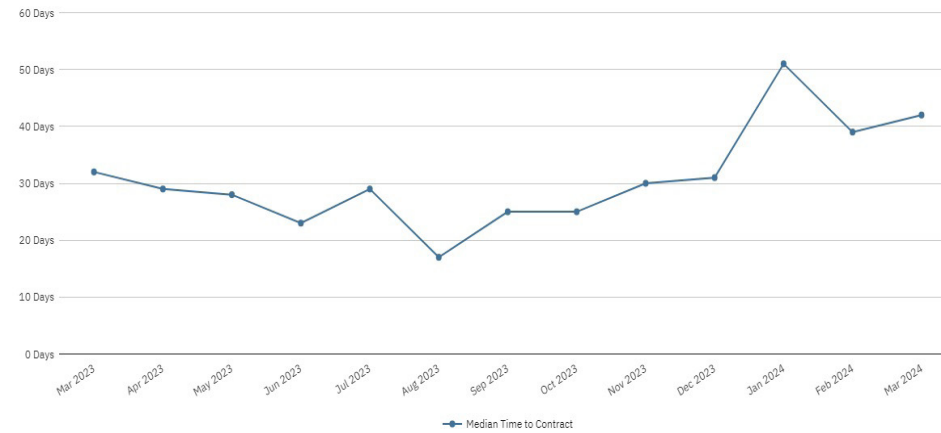
### Osceola County: Active Inventory

Townhouses and Condos, All Price Tiers, All Sale Types



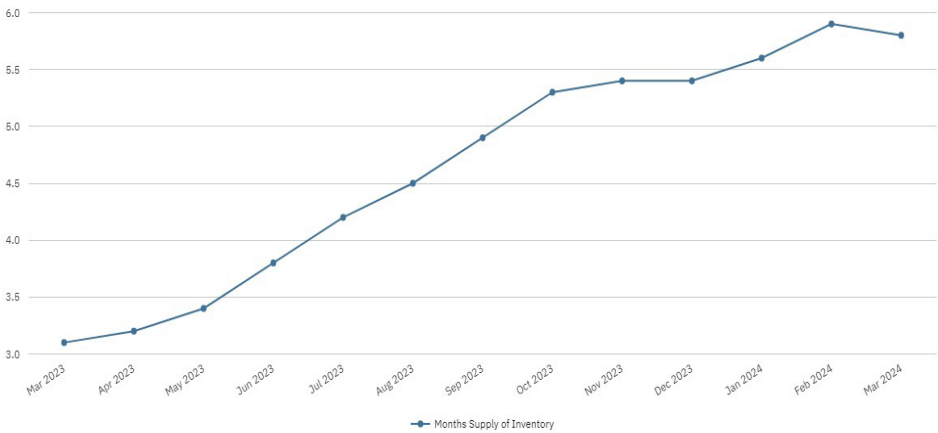
### Osceola County: Median Time to Contract

Townhouses and Condos, All Price Tiers, All Sale Types



### Osceola County: Months Supply of Inventory

Townhouses and Condos, All Price Tiers, All Sale Types



### Osceola County: Median Percent of Original List Price

Townhouses and Condos, All Price Tiers, All Sale Types

