



November
2024

OSCEOLA REALTORS®
Local Market Statistics For Osceola County

All Properties	Nov-24	Nov-23	% Change
Closed Sales	643	610	5.4%
Median Sale Price	\$388,990	\$398,883	-2.5%
Active Inventory	4,289	3,389	26.6%
Median Time to Contract	52 Days	36 Days	44.4%
Months Supply of Inventory	5.9	4.6	28.3%
Median % of Original List Price	96.7%	97.9%	-1.2%

Single Family Homes	Nov-24	Nov-23	% Change
Closed Sales	453	413	9.7%
Median Sale Price	\$410,000	\$420,000	-2.4%
Active Inventory	2,636	2,189	20.4%
Median Time to Contract	50 Days	38 Days	31.6%
Months Supply of Inventory	5.3	4.3	23.3%
Median % of Original List Price	97.1%	98.1%	-1.0%

Condos/Townhouses	Nov-24	Nov-23	% Change
Closed Sales	185	182	1.6%
Median Sale Price	\$326,990	\$344,000	-4.9%
Active Inventory	1,588	1,149	38.2%
Median Time to Contract	59 Days	30 Days	96.7%
Months Supply of Inventory	7.1	5.4	31.5%
Median % of Original List Price	96.2%	97.8%	-1.6%

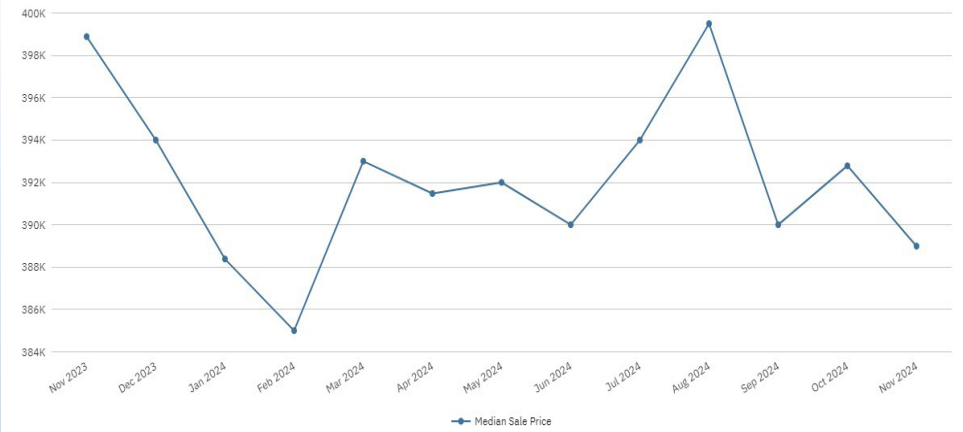
Osceola County: Closed Sales

All Property Types, All Price Tiers, All Sale Types



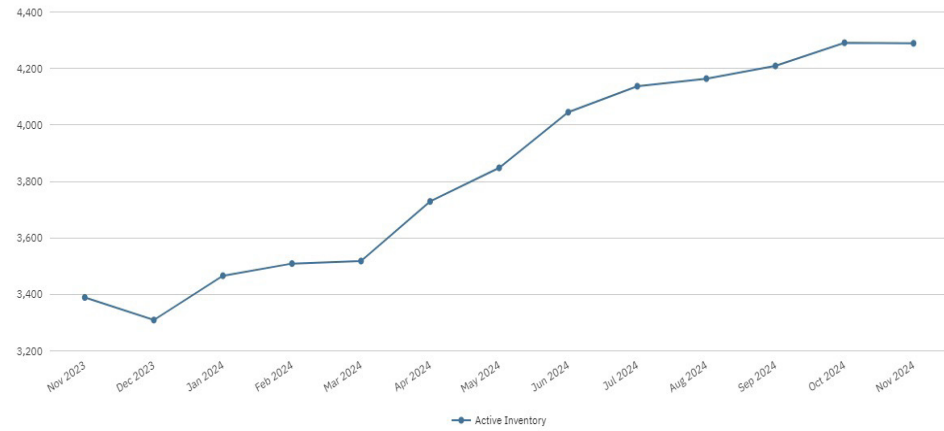
Osceola County: Median Sale Price

All Property Types, All Price Tiers, All Sale Types



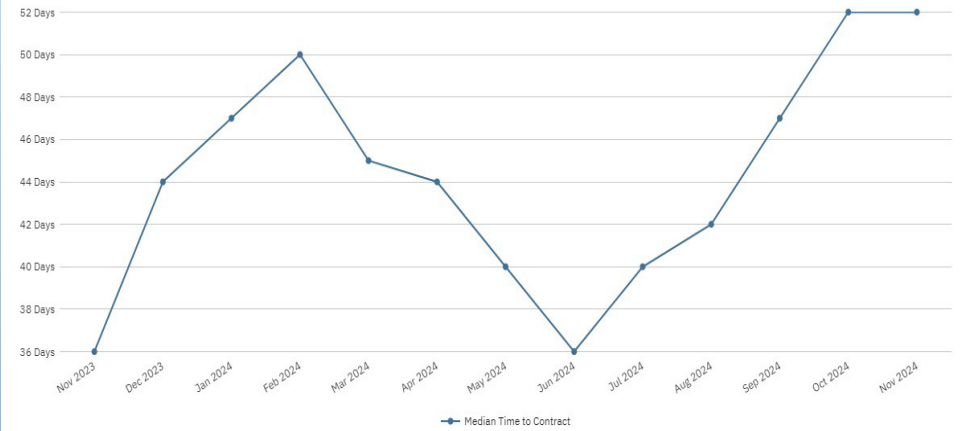
Osceola County: Active Inventory

All Property Types, All Price Tiers, All Sale Types



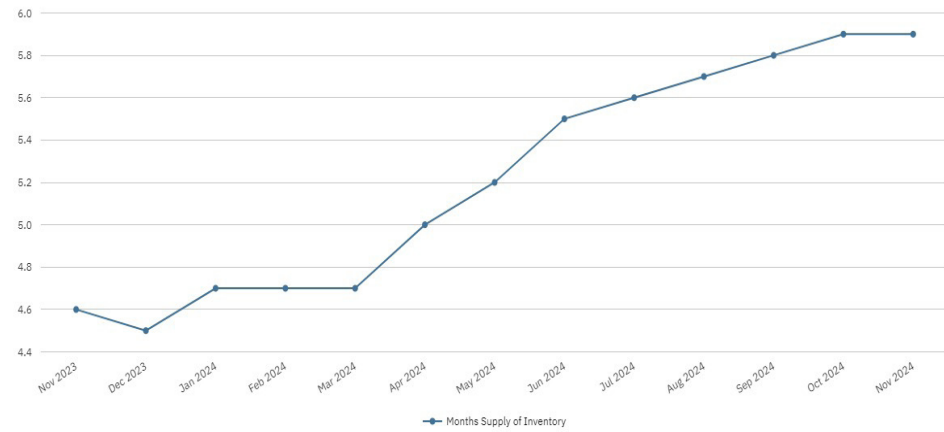
Osceola County: Median Time to Contract

All Property Types, All Price Tiers, All Sale Types



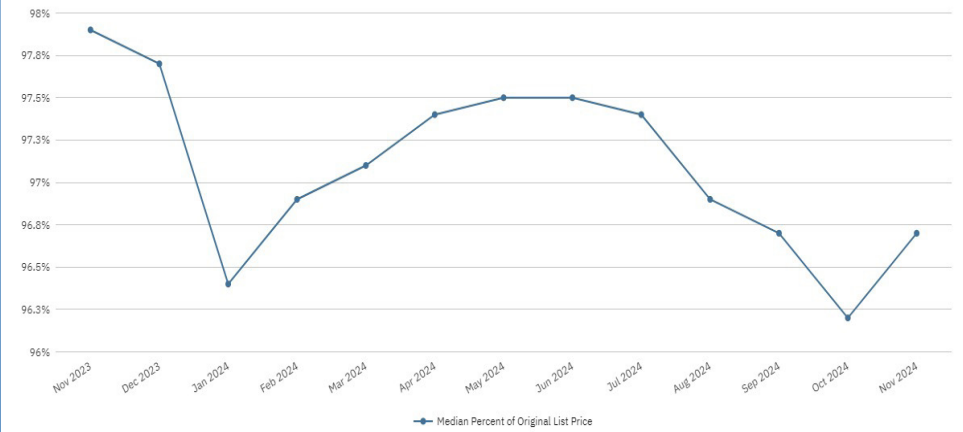
Osceola County: Months Supply of Inventory

All Property Types, All Price Tiers, All Sale Types



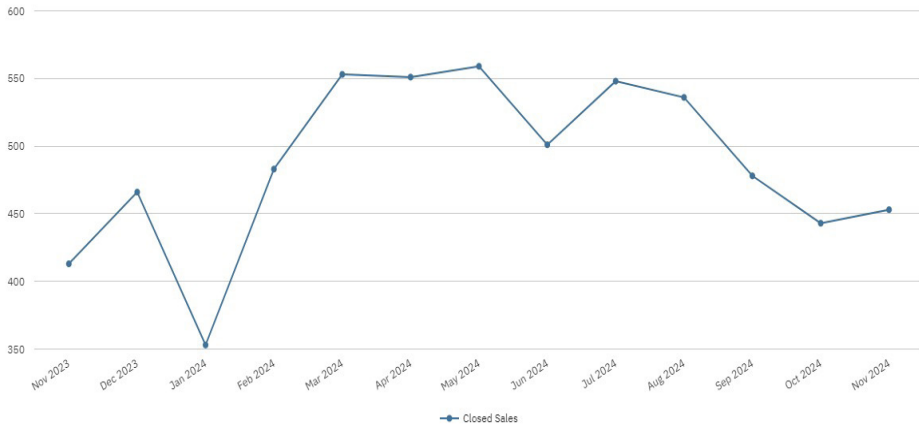
Osceola County: Median Percent of Original List Price

All Property Types, All Price Tiers, All Sale Types



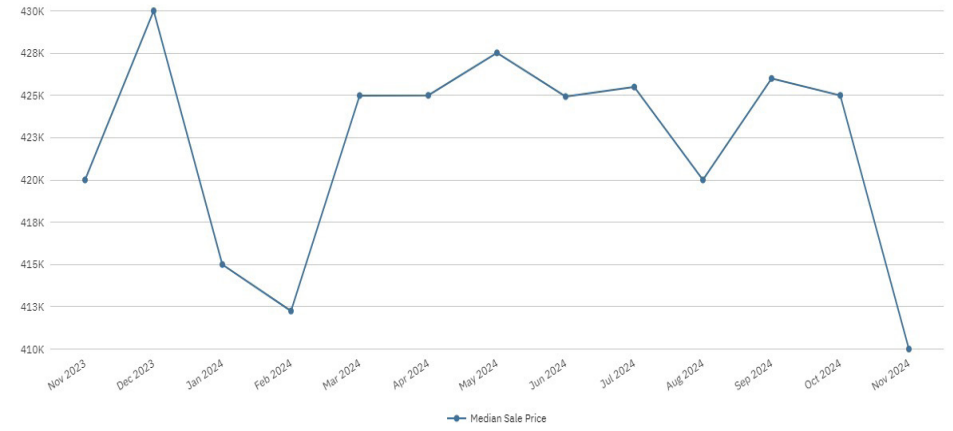
Osceola County: Closed Sales

Single-Family Homes, All Price Tiers, All Sale Types



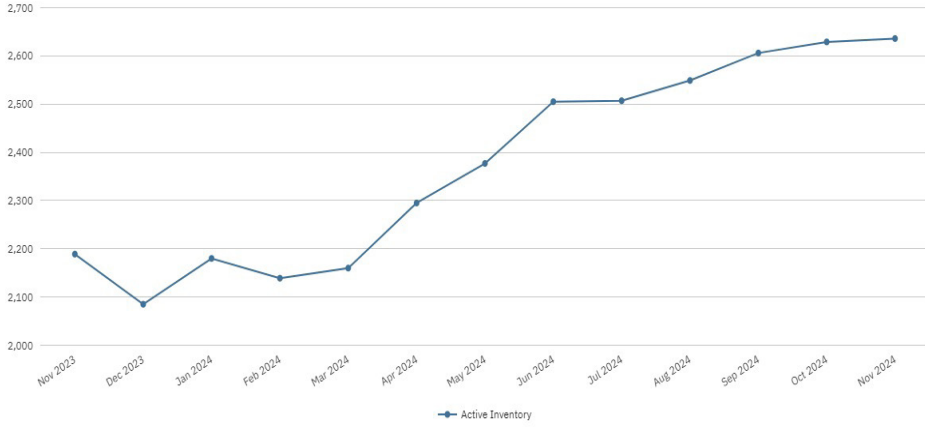
Osceola County: Median Sale Price

Single-Family Homes, All Price Tiers, All Sale Types



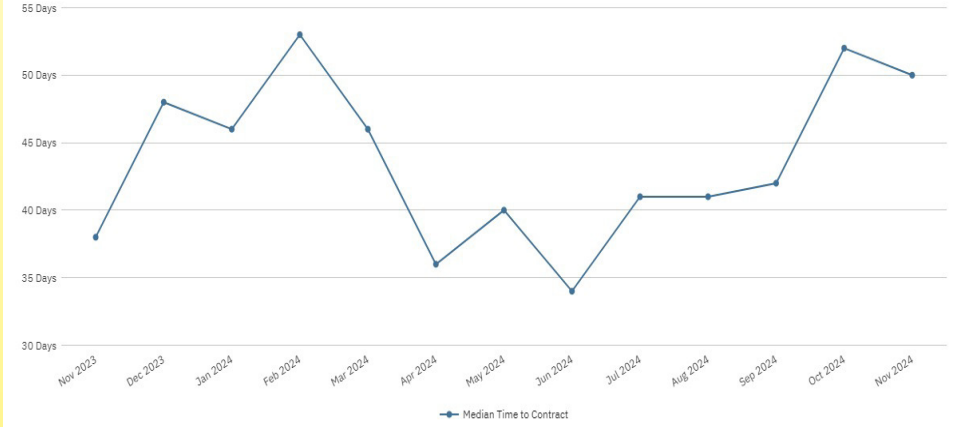
Osceola County: Active Inventory

Single-Family Homes, All Price Tiers, All Sale Types



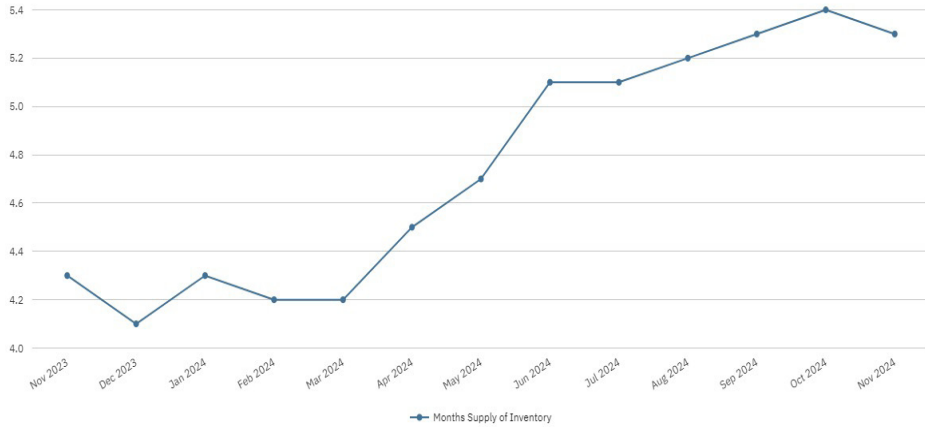
Osceola County: Median Time to Contract

Single-Family Homes, All Price Tiers, All Sale Types



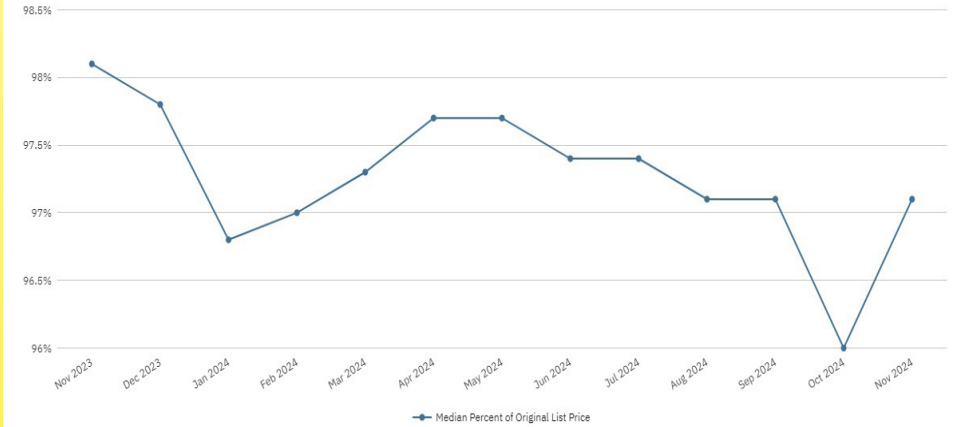
Osceola County: Months Supply of Inventory

Single-Family Homes, All Price Tiers, All Sale Types



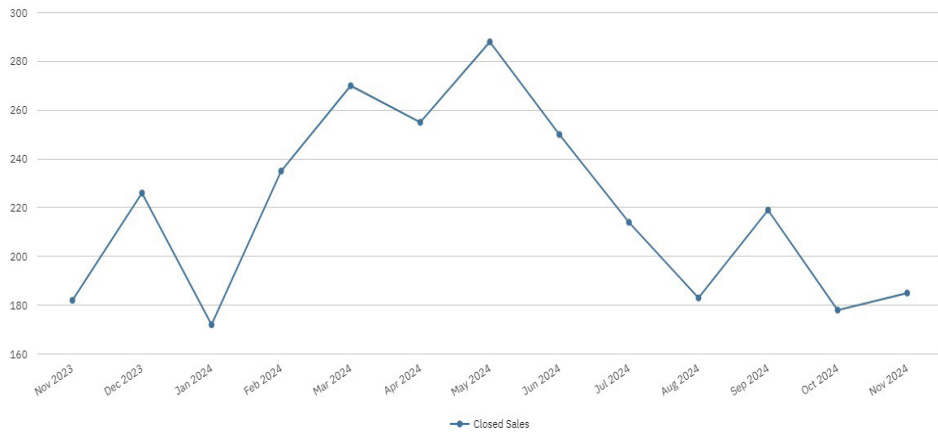
Osceola County: Median Percent of Original List Price

Single-Family Homes, All Price Tiers, All Sale Types



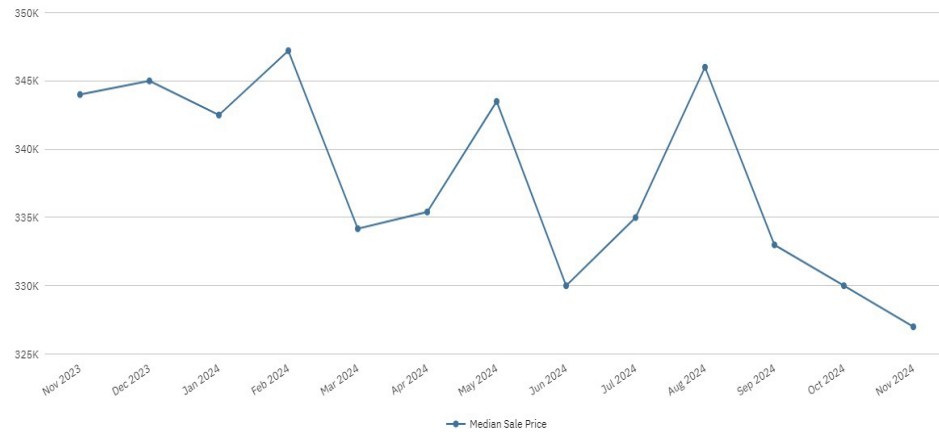
Osceola County: Closed Sales

Townhouses and Condos, All Price Tiers, All Sale Types



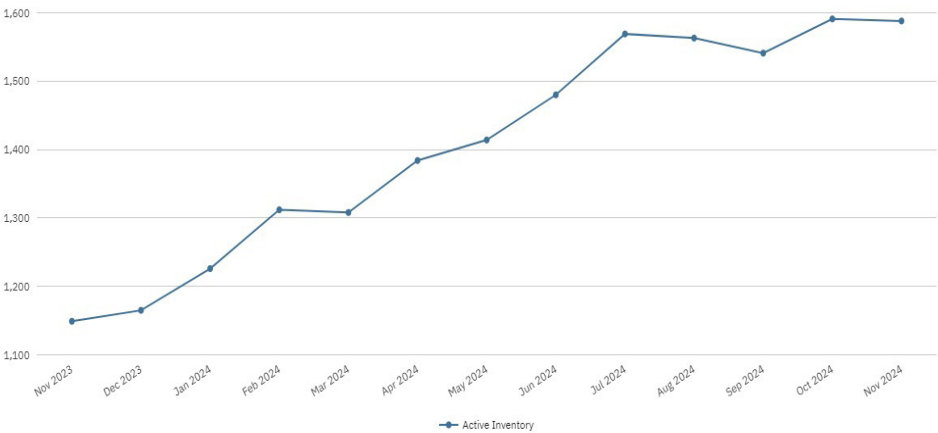
Osceola County: Median Sale Price

Townhouses and Condos, All Price Tiers, All Sale Types



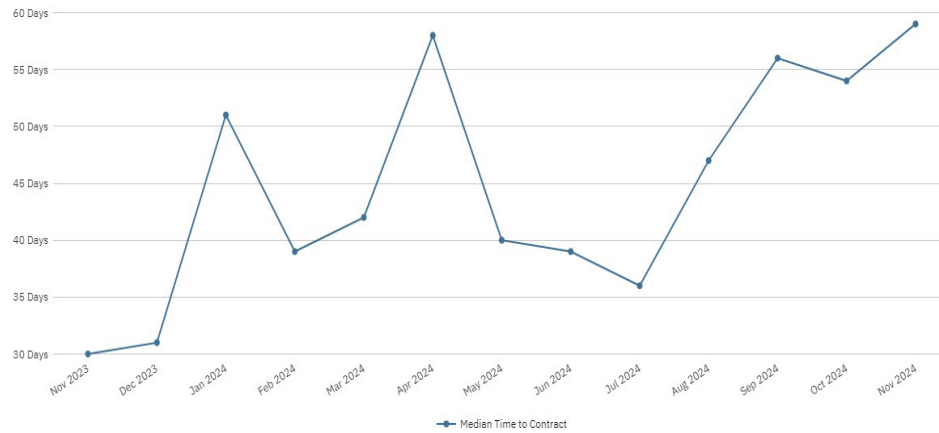
Osceola County: Active Inventory

Townhouses and Condos, All Price Tiers, All Sale Types



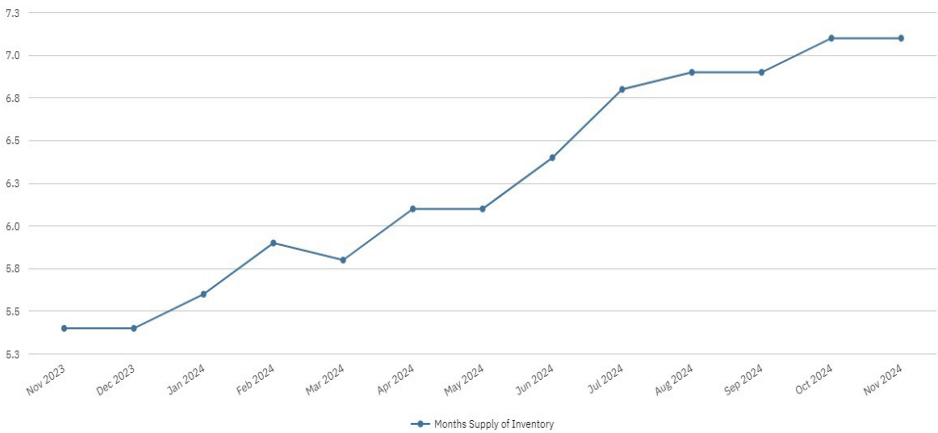
Osceola County: Median Time to Contract

Townhouses and Condos, All Price Tiers, All Sale Types



Osceola County: Months Supply of Inventory

Townhouses and Condos, All Price Tiers, All Sale Types



Osceola County: Median Percent of Original List Price

Townhouses and Condos, All Price Tiers, All Sale Types

