



October  
2024

**OSCEOLA REALTORS®**  
Local Market Statistics For Osceola County

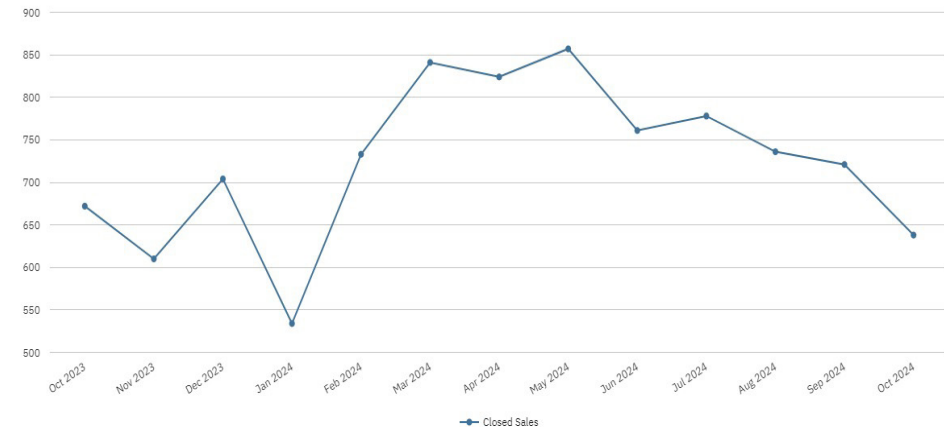
All Properties	Oct-24	Oct-23	% Change
Closed Sales	638	672	-5.1%
Median Sale Price	\$392,785	\$391,000	0.5%
Active Inventory	4,291	3,245	32.2%
Median Time to Contract	52 Days	32 Days	62.5%
Months Supply of Inventory	5.9	4.4	34.1%
Median % of Original List Price	96.2%	97.4%	-1.2%

Single Family Homes	Oct-24	Oct-23	% Change
Closed Sales	443	413	-1.1%
Median Sale Price	\$425,000	\$415,000	2.4%
Active Inventory	2,629	2,079	26.5%
Median Time to Contract	52 Days	35 Days	48.6%
Months Supply of Inventory	5.4	4.1	31.7%
Median % of Original List Price	96.0%	97.6%	-1.6%

Condos/Townhouses	Oct-24	Oct-23	% Change
Closed Sales	178	205	-13.2%
Median Sale Price	\$330,000	\$324,500	0.1%
Active Inventory	1,591	1,117	42.4%
Median Time to Contract	54 Days	25 Days	116.0%
Months Supply of Inventory	7.1	5.3	34.0%
Median % of Original List Price	96.5%	97.1%	-0.6%

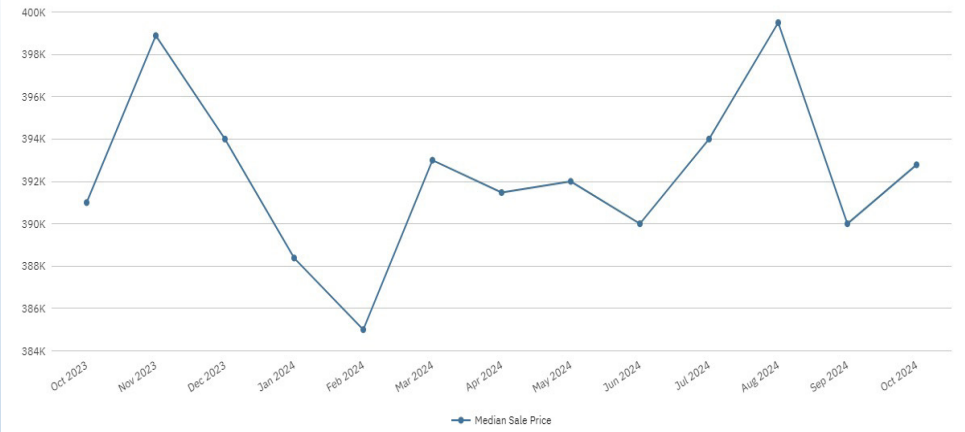
### Osceola County: Closed Sales

All Property Types, All Price Tiers, All Sale Types



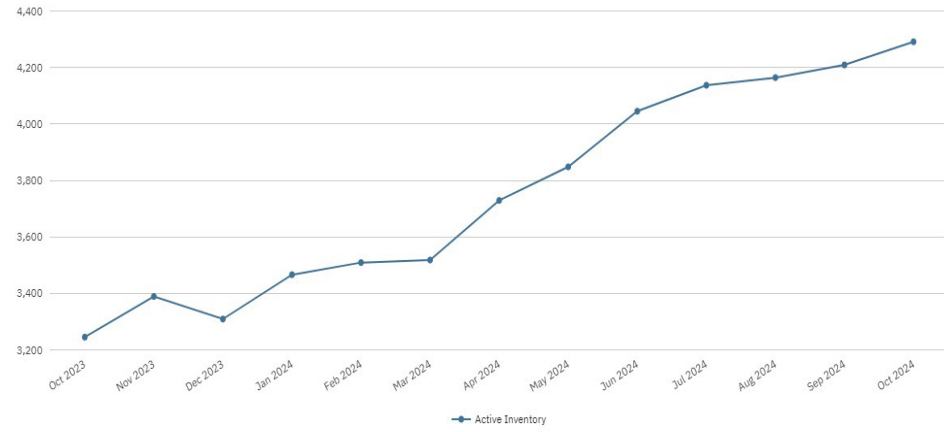
### Osceola County: Median Sale Price

All Property Types, All Price Tiers, All Sale Types



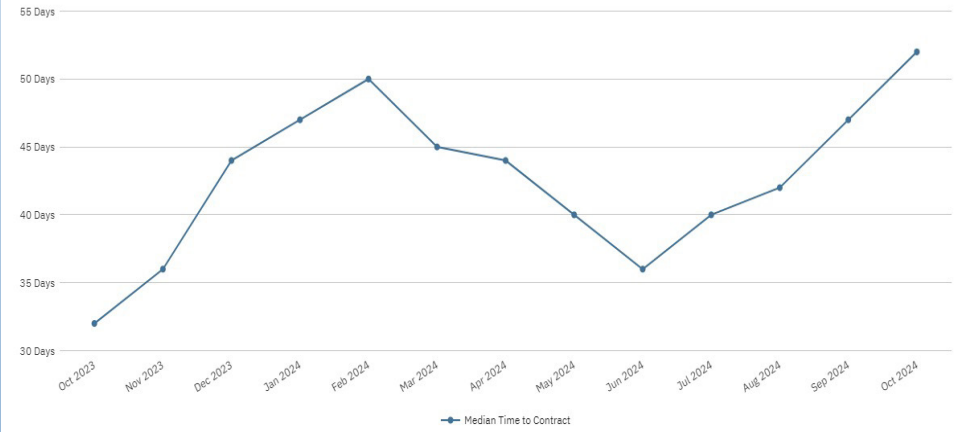
### Osceola County: Active Inventory

All Property Types, All Price Tiers, All Sale Types



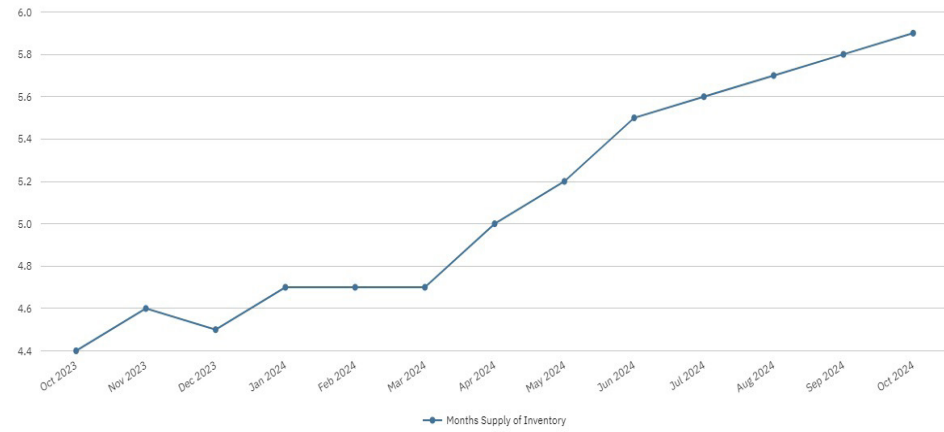
### Osceola County: Median Time to Contract

All Property Types, All Price Tiers, All Sale Types



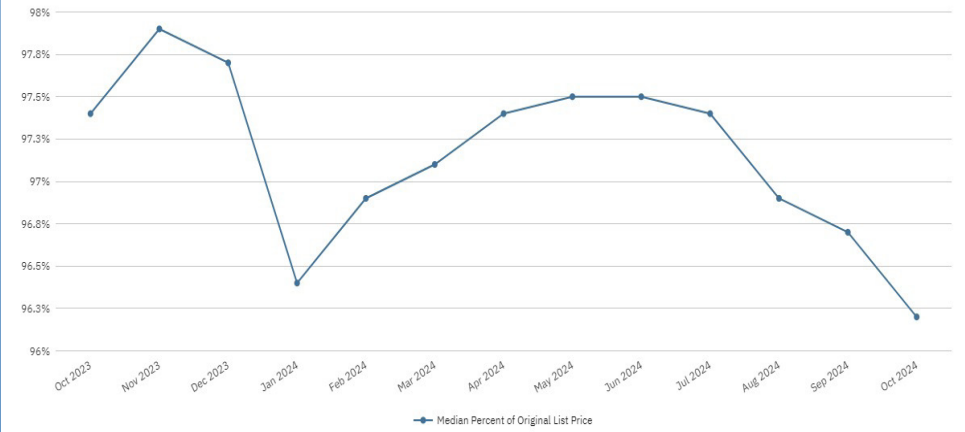
### Osceola County: Months Supply of Inventory

All Property Types, All Price Tiers, All Sale Types



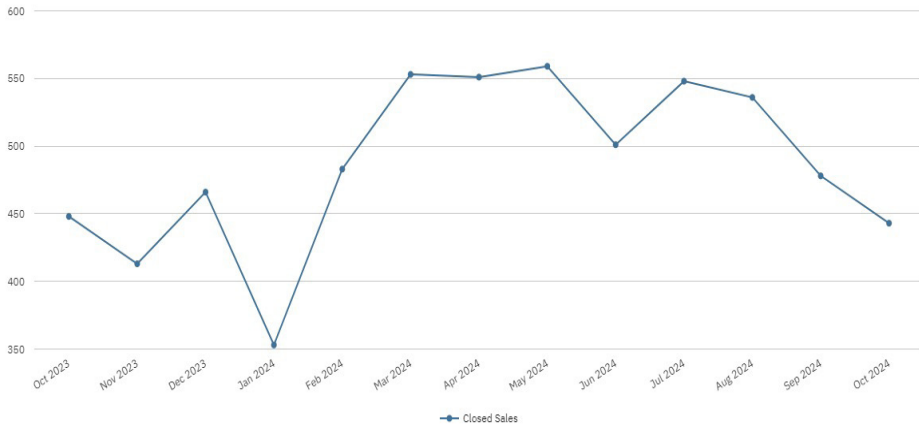
### Osceola County: Median Percent of Original List Price

All Property Types, All Price Tiers, All Sale Types



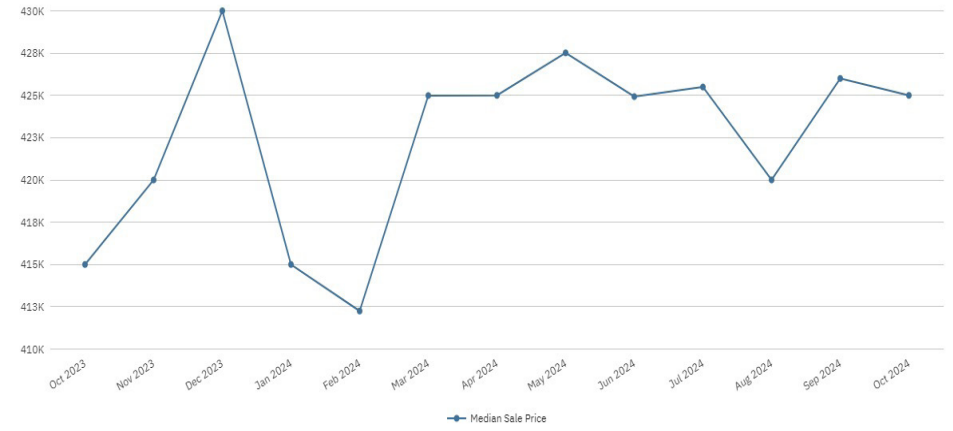
### Osceola County: Closed Sales

Single-Family Homes, All Price Tiers, All Sale Types



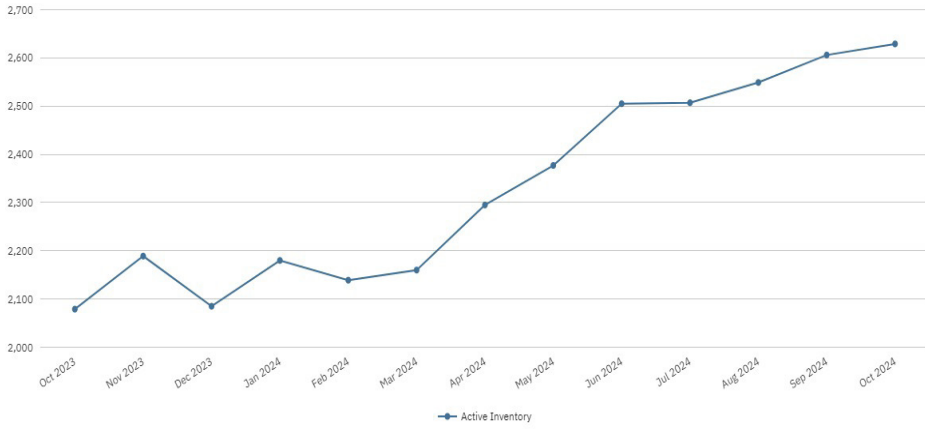
### Osceola County: Median Sale Price

Single-Family Homes, All Price Tiers, All Sale Types



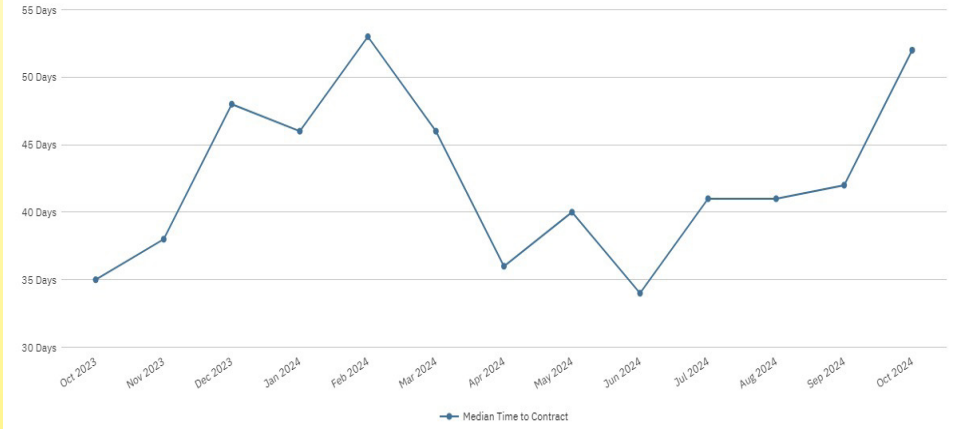
### Osceola County: Active Inventory

Single-Family Homes, All Price Tiers, All Sale Types



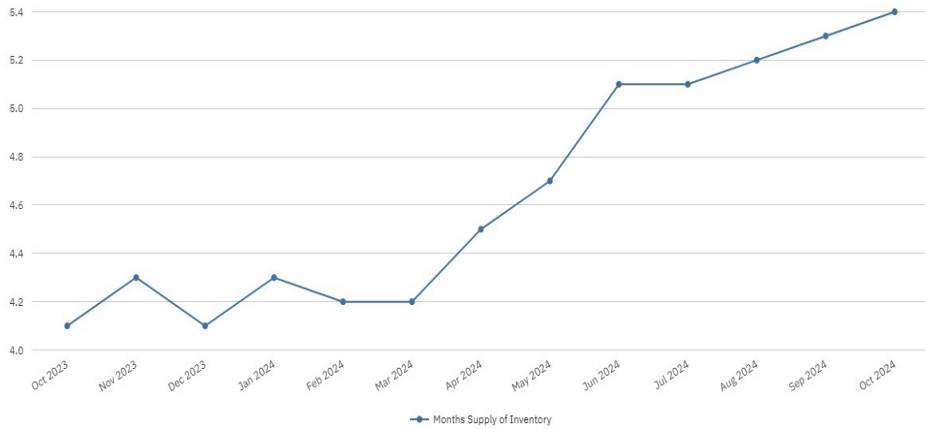
### Osceola County: Median Time to Contract

Single-Family Homes, All Price Tiers, All Sale Types



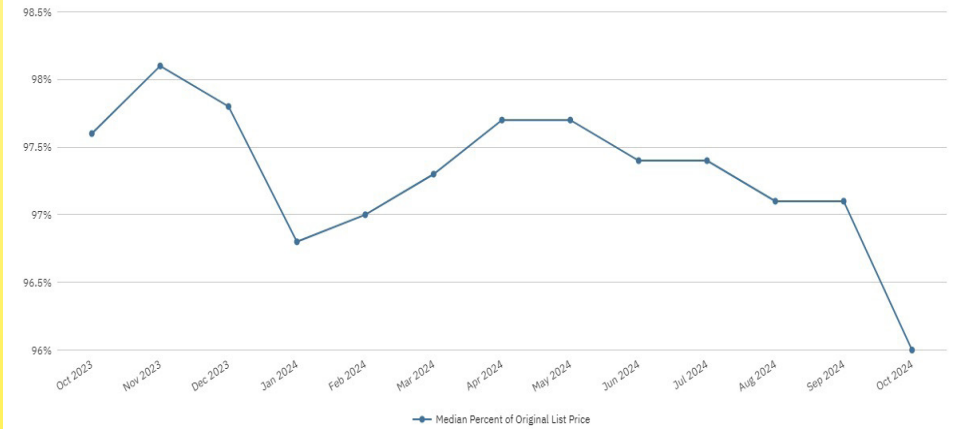
### Osceola County: Months Supply of Inventory

Single-Family Homes, All Price Tiers, All Sale Types



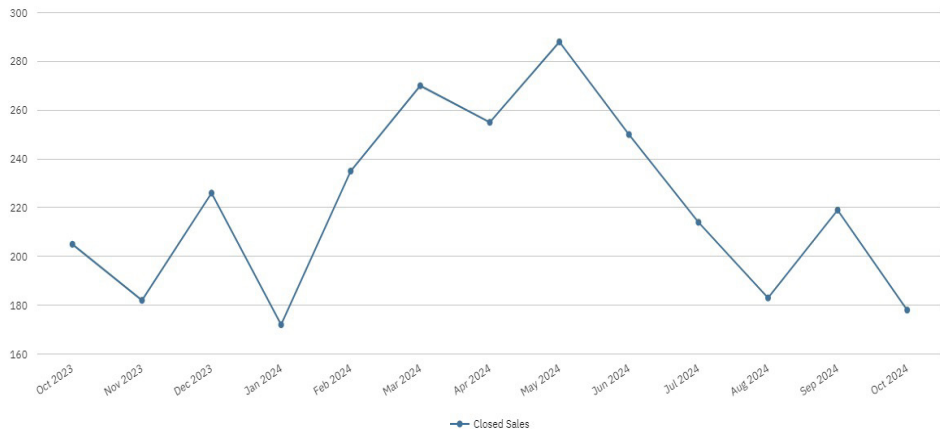
### Osceola County: Median Percent of Original List Price

Single-Family Homes, All Price Tiers, All Sale Types



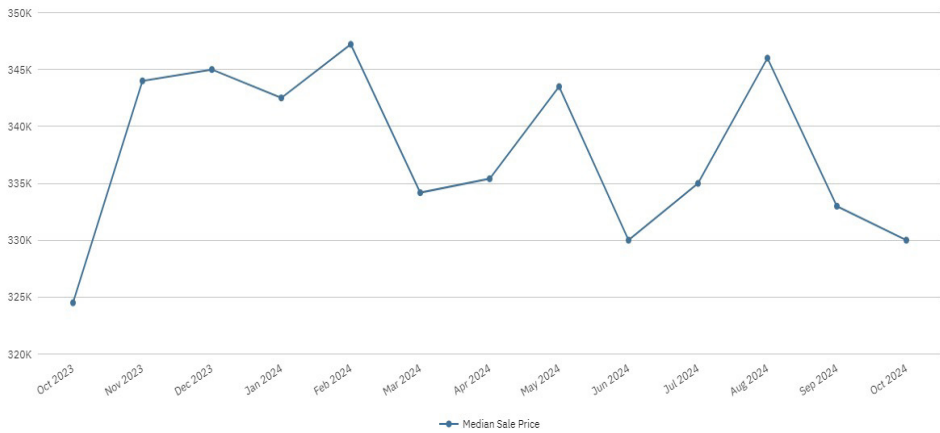
### Osceola County: Closed Sales

Townhouses and Condos, All Price Tiers, All Sale Types



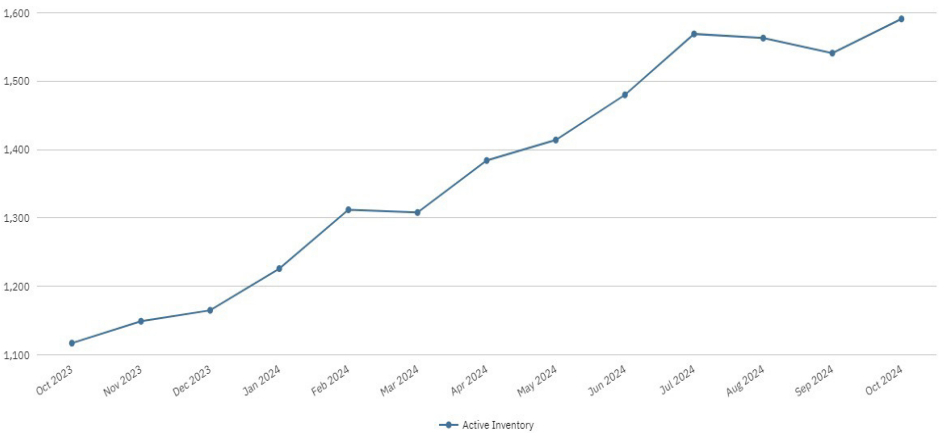
### Osceola County: Median Sale Price

Townhouses and Condos, All Price Tiers, All Sale Types



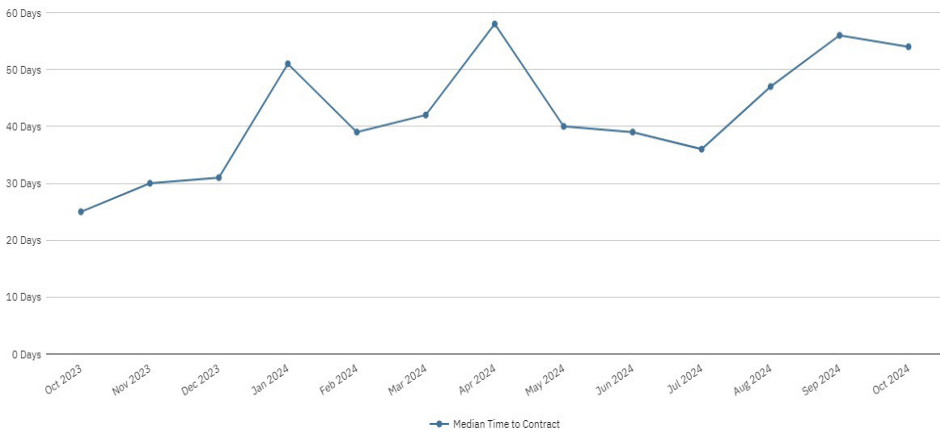
### Osceola County: Active Inventory

Townhouses and Condos, All Price Tiers, All Sale Types



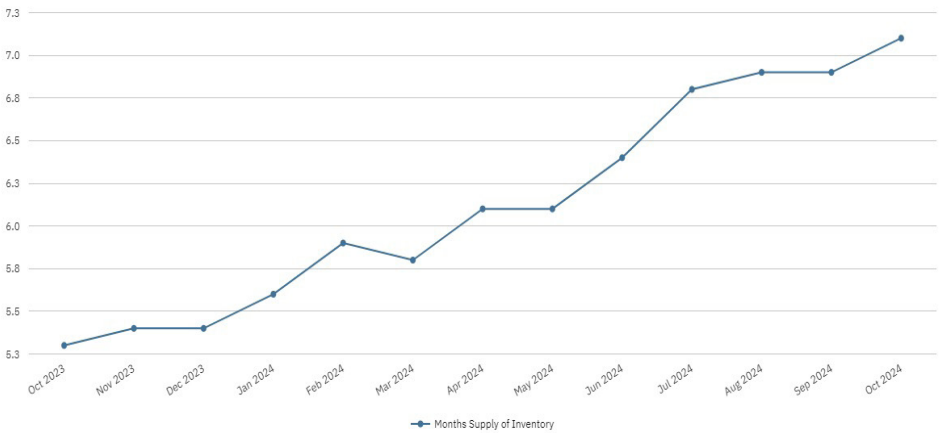
### Osceola County: Median Time to Contract

Townhouses and Condos, All Price Tiers, All Sale Types



### Osceola County: Months Supply of Inventory

Townhouses and Condos, All Price Tiers, All Sale Types



### Osceola County: Median Percent of Original List Price

Townhouses and Condos, All Price Tiers, All Sale Types

