



**May
2024**

**OSCEOLA REALTORS®
Local Market Statistics For Osceola County**

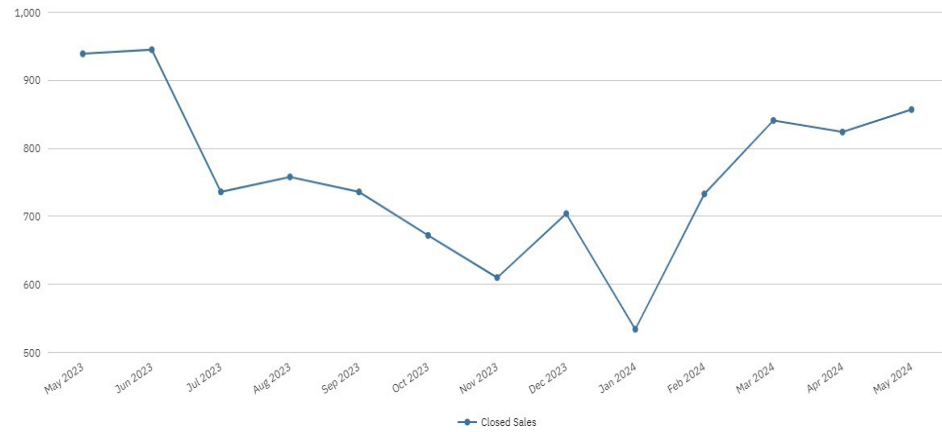
All Properties	May-24	May-23	% Change
Closed Sales	857	939	-8.7%
Median Sale Price	\$392,000	\$410,805	-4.6%
Active Inventory	3,848	2,276	69.1%
Median Time to Contract	40 Days	33 Days	21.2%
Months Supply of Inventory	5.2	3.0	73.3%
Median % of Original List Price	97.5%	97.7%	-0.2%

Single Family Homes	May-24	May-23	% Change
Closed Sales	559	662	-15.6%
Median Sale Price	\$427,515	\$434,999	-1.7%
Active Inventory	2,377	1,509	57.5%
Median Time to Contract	40 Days	36 Days	11.1%
Months Supply of Inventory	4.7	2.9	62.1%
Median % of Original List Price	97.7%	97.7%	0.0%

Condos/Townhouses	May-24	May-23	% Change
Closed Sales	288	263	9.5%
Median Sale Price	\$343,495	\$343,780	-0.1%
Active Inventory	1,414	727	94.5%
Median Time to Contract	40 Days	28 Days	42.9%
Months Supply of Inventory	6.1	3.4	79.4%
Median % of Original List Price	96.6%	97.8%	-1.2%

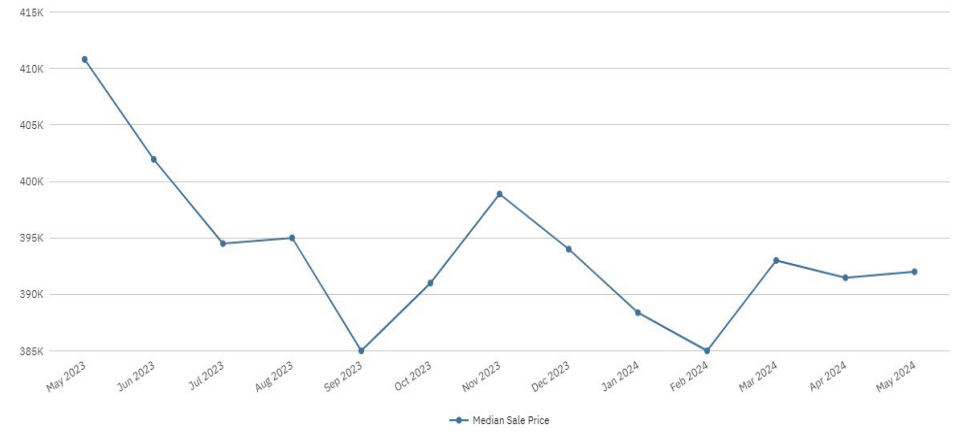
Osceola County: Closed Sales

All Property Types, All Price Tiers, All Sale Types



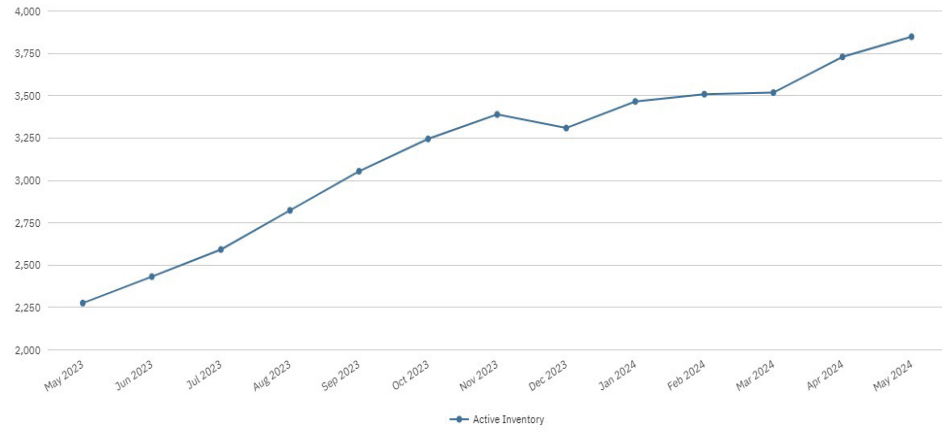
Osceola County: Median Sale Price

All Property Types, All Price Tiers, All Sale Types



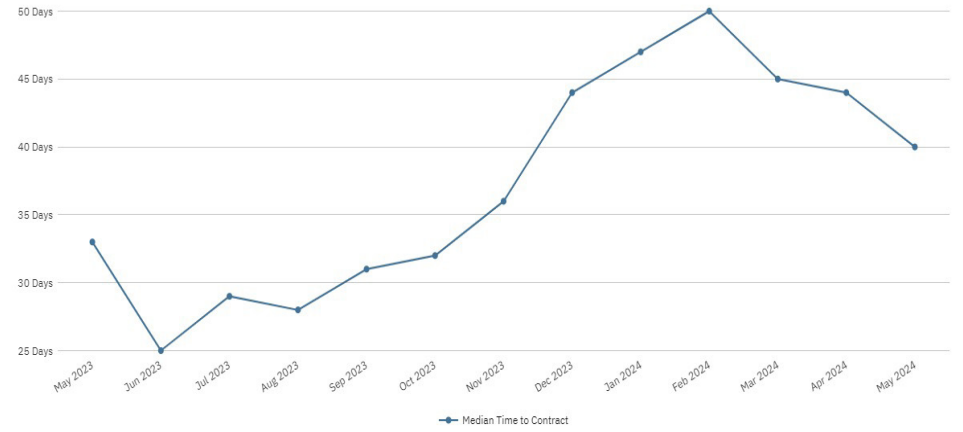
Osceola County: Active Inventory

All Property Types, All Price Tiers, All Sale Types



Osceola County: Median Time to Contract

All Property Types, All Price Tiers, All Sale Types



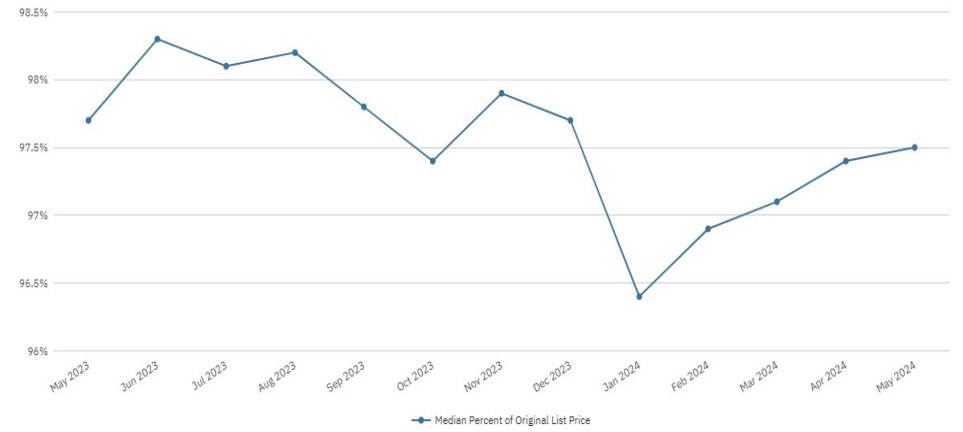
Osceola County: Months Supply of Inventory

All Property Types, All Price Tiers, All Sale Types



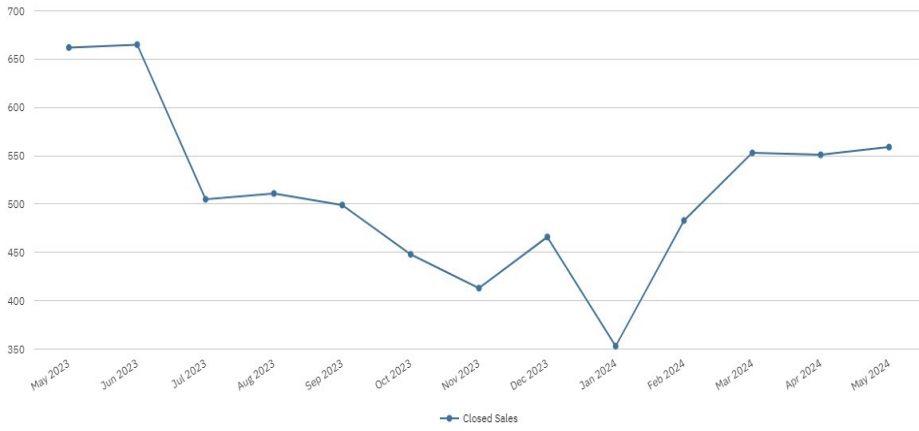
Osceola County: Median Percent of Original List Price

All Property Types, All Price Tiers, All Sale Types



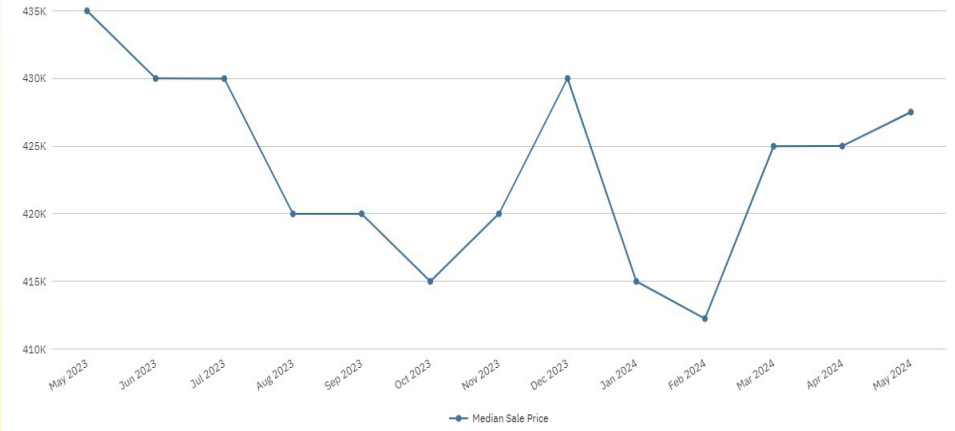
Osceola County: Closed Sales

Single-Family Homes, All Price Tiers, All Sale Types



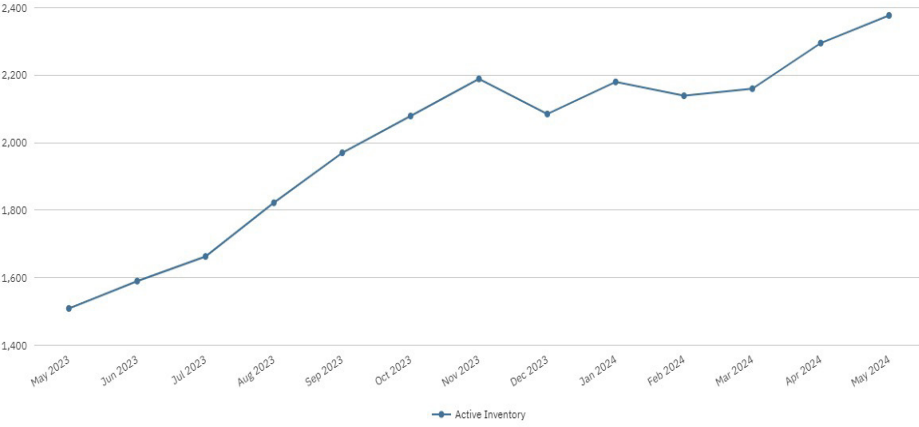
Osceola County: Median Sale Price

Single-Family Homes, All Price Tiers, All Sale Types



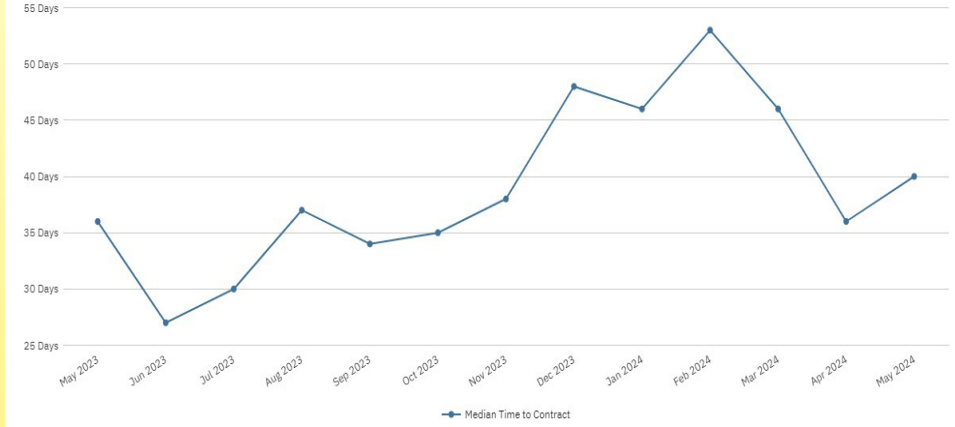
Osceola County: Active Inventory

Single-Family Homes, All Price Tiers, All Sale Types



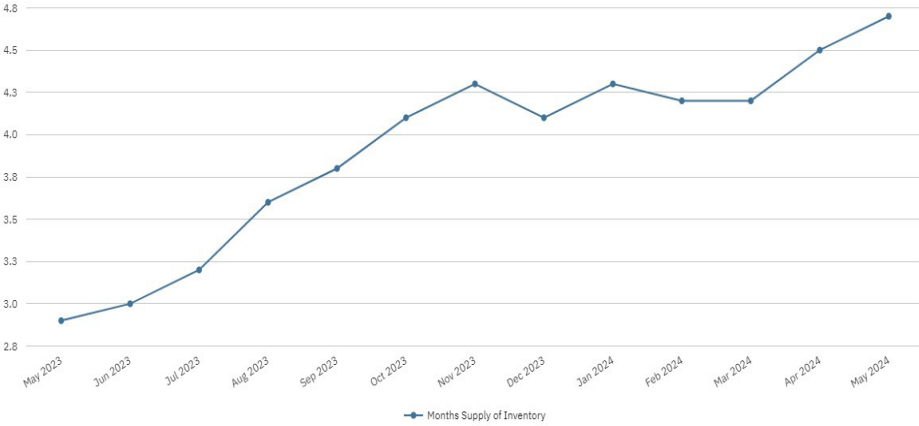
Osceola County: Median Time to Contract

Single-Family Homes, All Price Tiers, All Sale Types



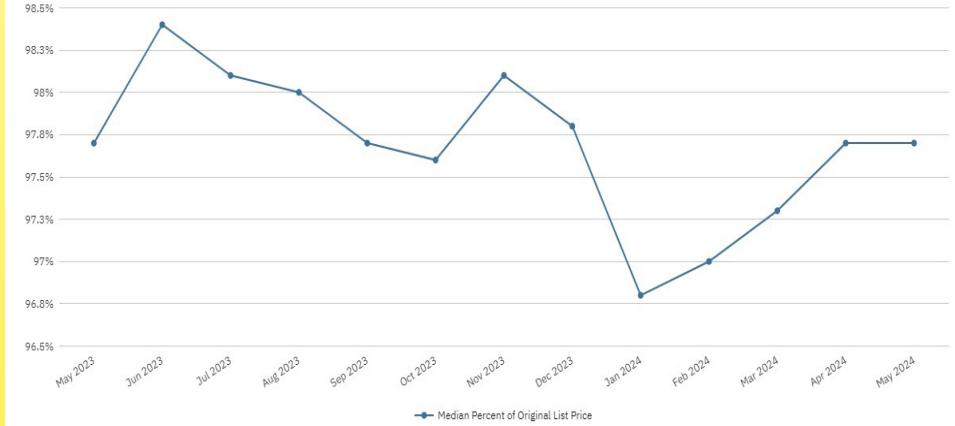
Osceola County: Months Supply of Inventory

Single-Family Homes, All Price Tiers, All Sale Types



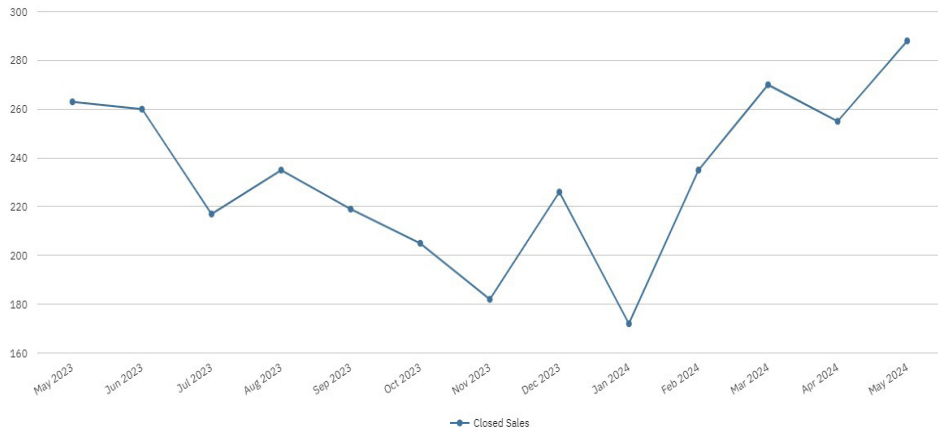
Osceola County: Median Percent of Original List Price

Single-Family Homes, All Price Tiers, All Sale Types



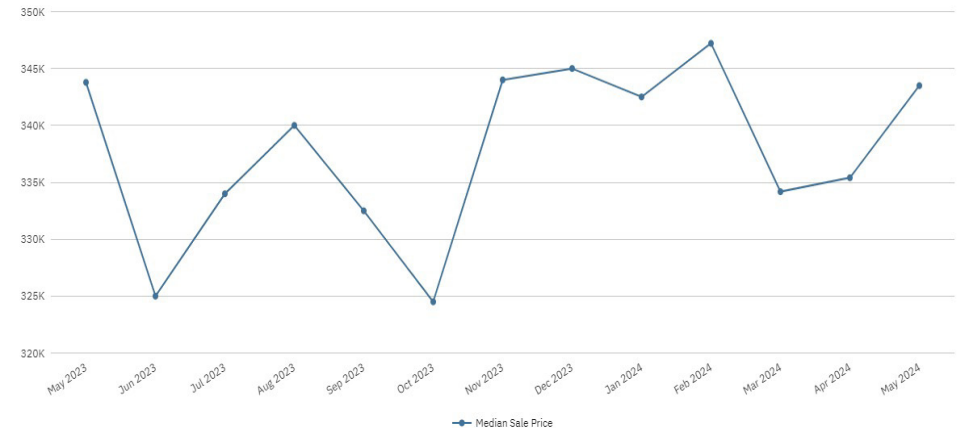
Osceola County: Closed Sales

Townhouses and Condos, All Price Tiers, All Sale Types



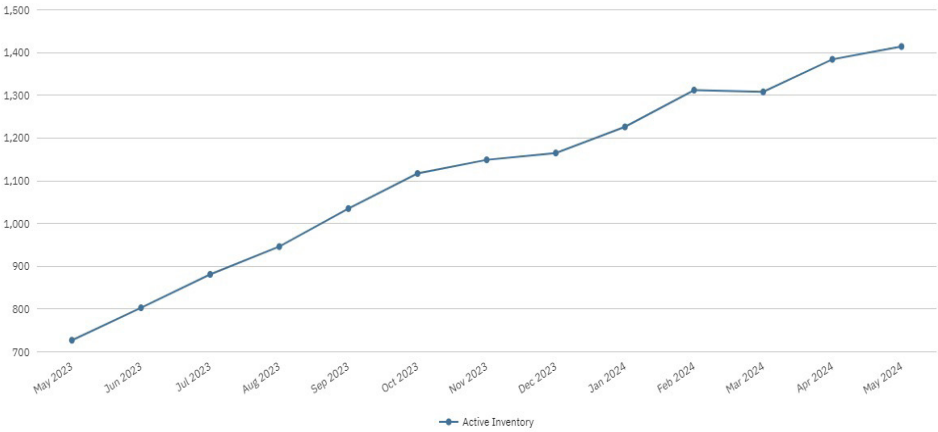
Osceola County: Median Sale Price

Townhouses and Condos, All Price Tiers, All Sale Types



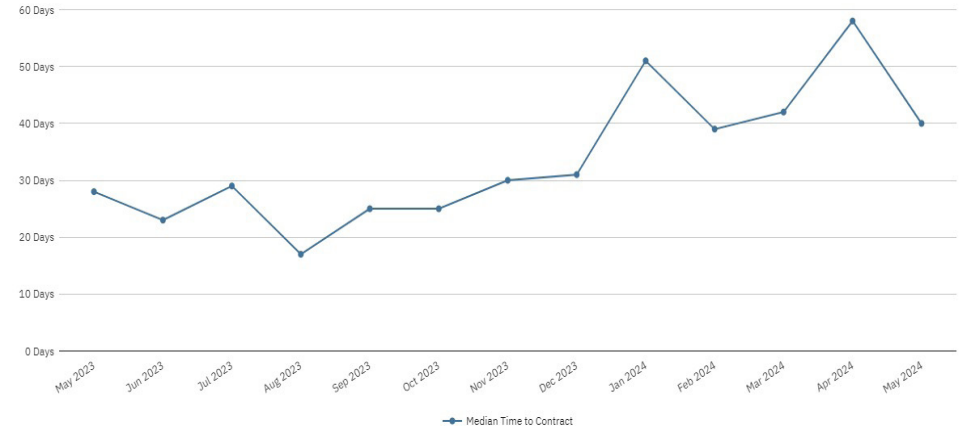
Osceola County: Active Inventory

Townhouses and Condos, All Price Tiers, All Sale Types



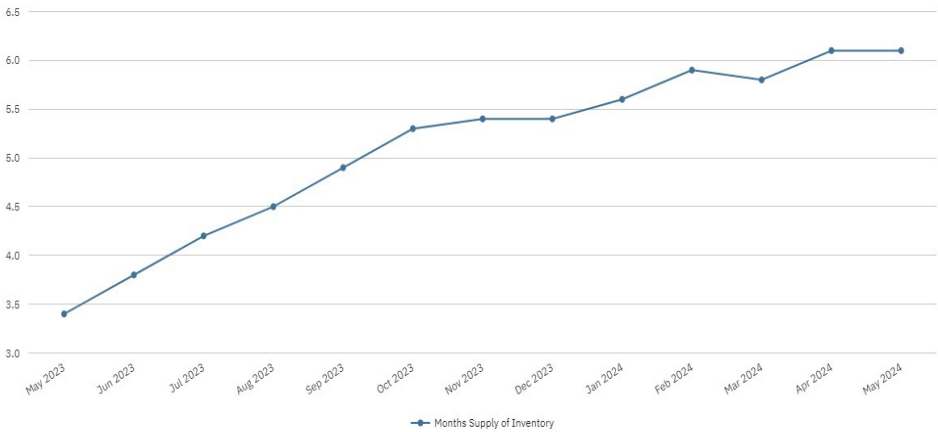
Osceola County: Median Time to Contract

Townhouses and Condos, All Price Tiers, All Sale Types



Osceola County: Months Supply of Inventory

Townhouses and Condos, All Price Tiers, All Sale Types



Osceola County: Median Percent of Original List Price

Townhouses and Condos, All Price Tiers, All Sale Types

