



## Local Market Statistics For Osceola County

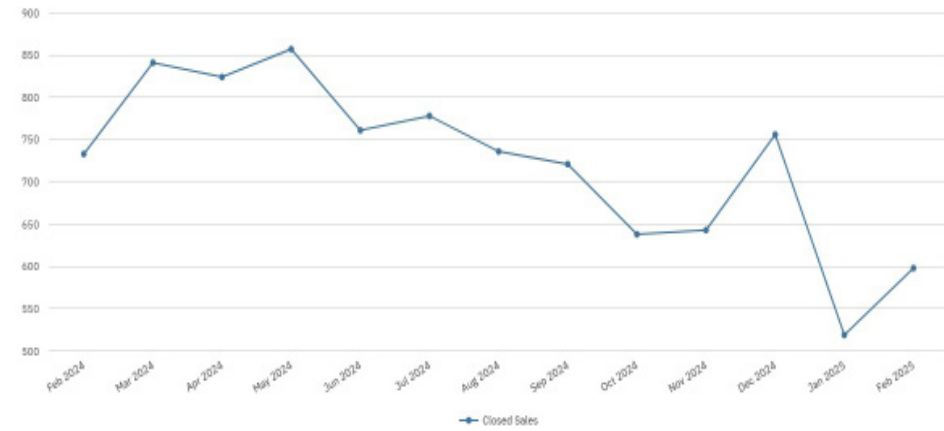
<b>All Properties</b>	<b>Feb-25</b>	<b>Feb-24</b>	<b>% Change</b>
Closed Sales	<b>598</b>	<b>733</b>	<b>-18.4%</b>
Median Sale Price	<b>\$378,495</b>	<b>\$385,000</b>	<b>29.8%</b>
Active Inventory	<b>4,553</b>	<b>3,509</b>	<b>27.4%</b>
Median Time to Contract	<b>62 Days</b>	<b>50 Days</b>	<b>24.0%</b>
Months Supply of Inventory	<b>6.3</b>	<b>4.7</b>	<b>34.0%</b>
Median % of Original List Price	<b>96.6%</b>	<b>96.9%</b>	<b>-0.3%</b>

<b>Single Family Homes</b>	<b>Feb-25</b>	<b>Feb-24</b>	<b>% Change</b>
Closed Sales	<b>401</b>	<b>483</b>	<b>-17.0%</b>
Median Sale Price	<b>\$420,500</b>	<b>\$412,250</b>	<b>2.0%</b>
Active Inventory	<b>2,773</b>	<b>2,139</b>	<b>29.1%</b>
Median Time to Contract	<b>61 Days</b>	<b>53 Days</b>	<b>15.1%</b>
Months Supply of Inventory	<b>5.7</b>	<b>4.2</b>	<b>35.7%</b>
Median % of Original List Price	<b>97.0%</b>	<b>97.0%</b>	<b>0.0%</b>

<b>Condos/Townhouses</b>	<b>Feb-25</b>	<b>Feb-24</b>	<b>% Change</b>
Closed Sales	<b>187</b>	<b>235</b>	<b>-20.4%</b>
Median Sale Price	<b>\$334,990</b>	<b>\$347,210</b>	<b>-3.5%</b>
Active Inventory	<b>1,722</b>	<b>1,312</b>	<b>31.3%</b>
Median Time to Contract	<b>62 Days</b>	<b>39 Days</b>	<b>59.0%</b>
Months Supply of Inventory	<b>7.9</b>	<b>5.9</b>	<b>33.9%</b>
Median % of Original List Price	<b>96.0%</b>	<b>96.8%</b>	<b>-0.8%</b>

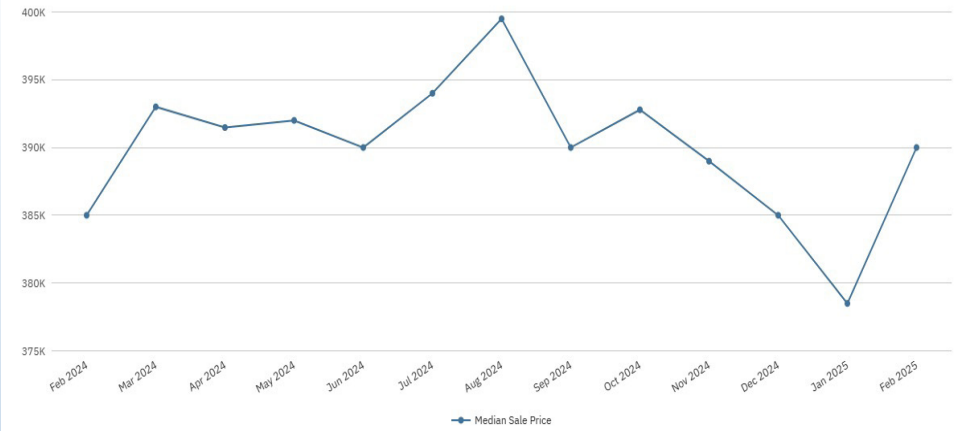
### Osceola County: Closed Sales

All Property Types, All Price Tiers, All Sale Types



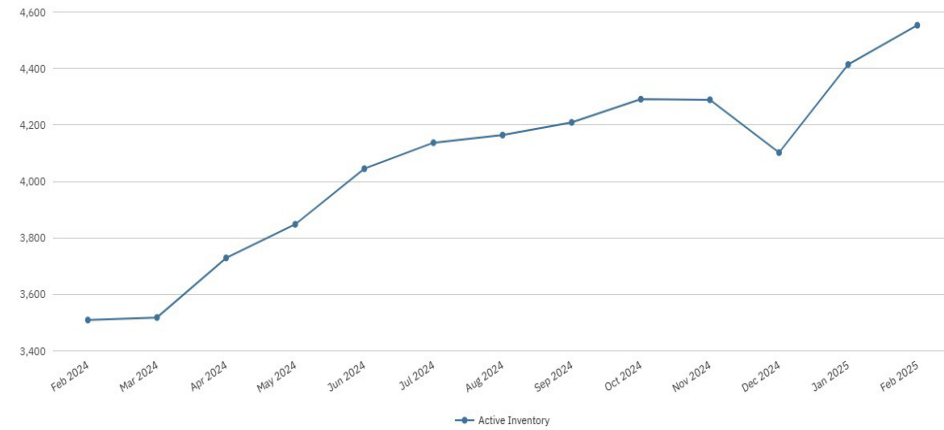
### Osceola County: Median Sale Price

All Property Types, All Price Tiers, All Sale Types



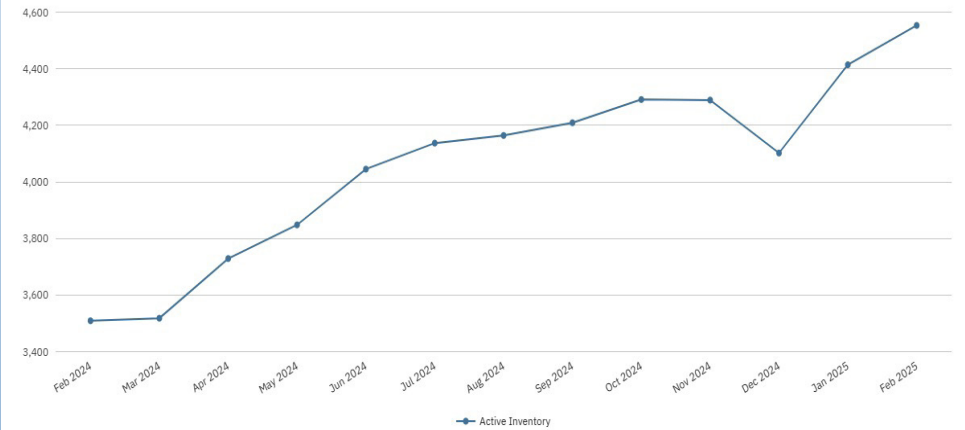
### Osceola County: Active Inventory

All Property Types, All Price Tiers, All Sale Types



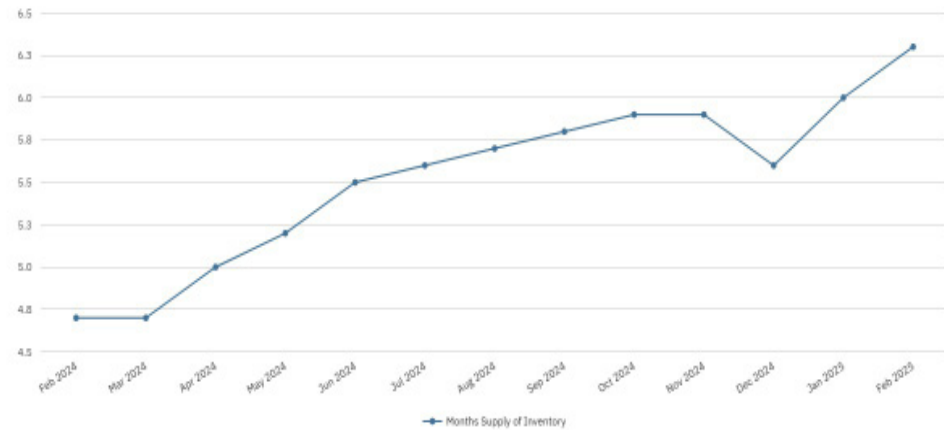
### Osceola County: Active Inventory

All Property Types, All Price Tiers, All Sale Types



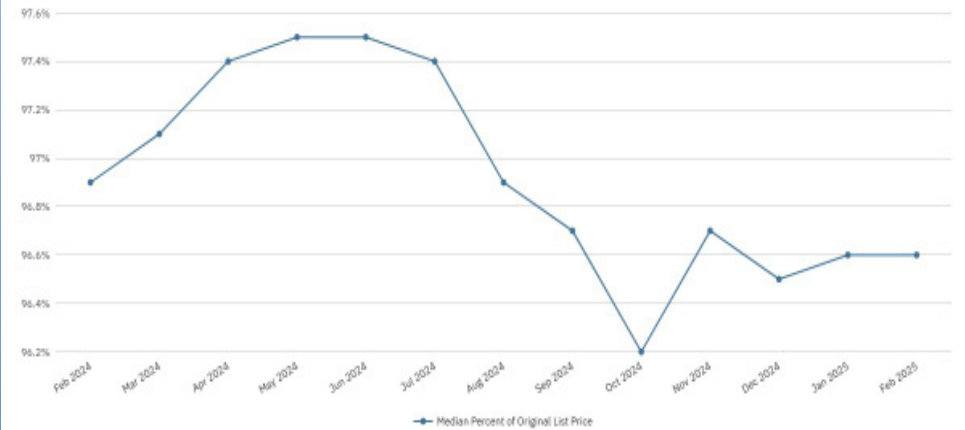
### Osceola County: Months Supply of Inventory

All Property Types, All Price Tiers, All Sale Types



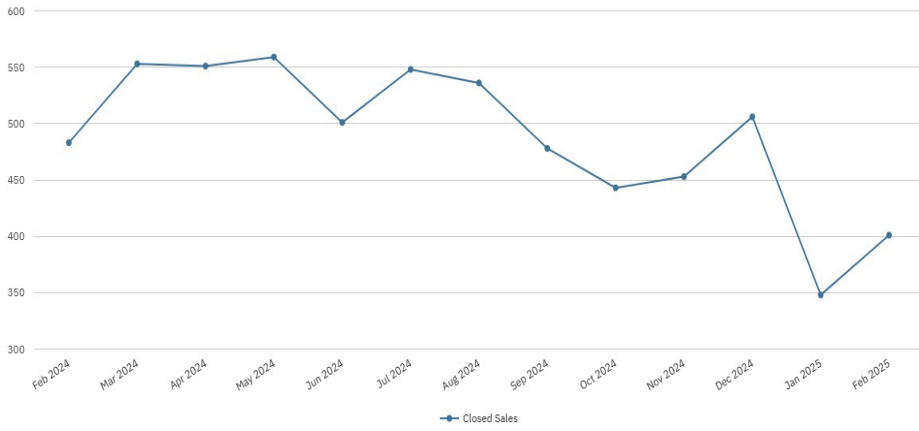
### Osceola County: Median Percent of Original List Price

All Property Types, All Price Tiers, All Sale Types



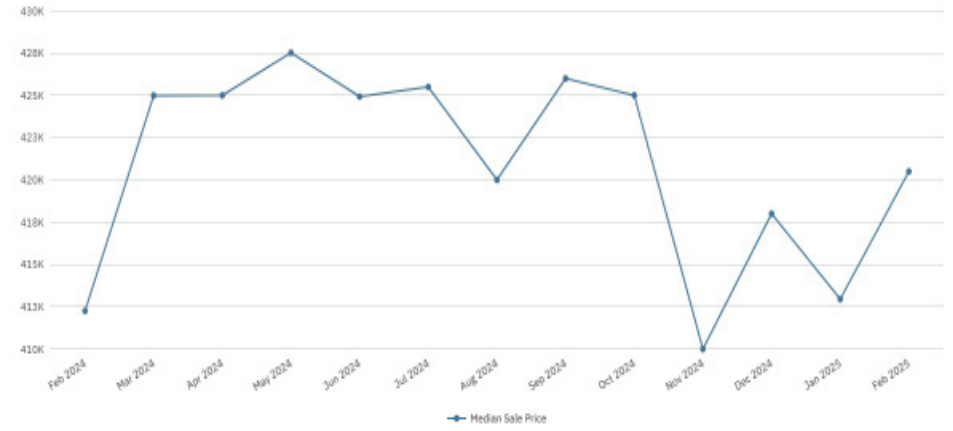
### Osceola County: Closed Sales

Single-Family Homes, All Price Tiers, All Sale Types



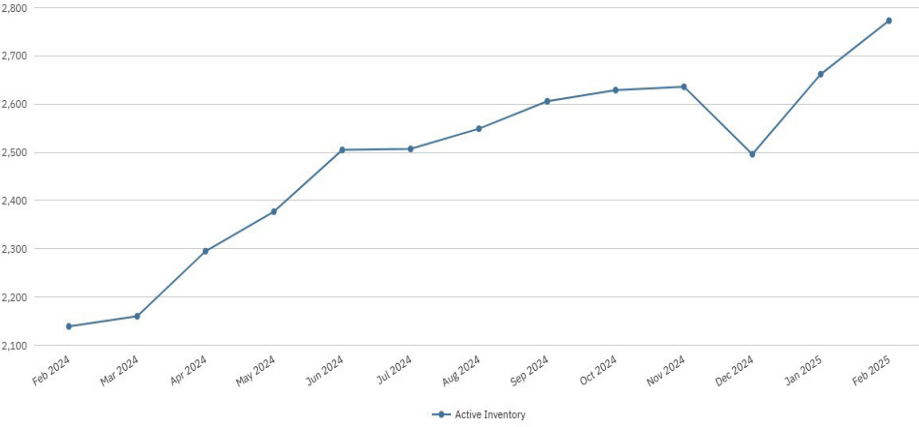
### Osceola County: Median Sale Price

Single-Family Homes, All Price Tiers, All Sale Types



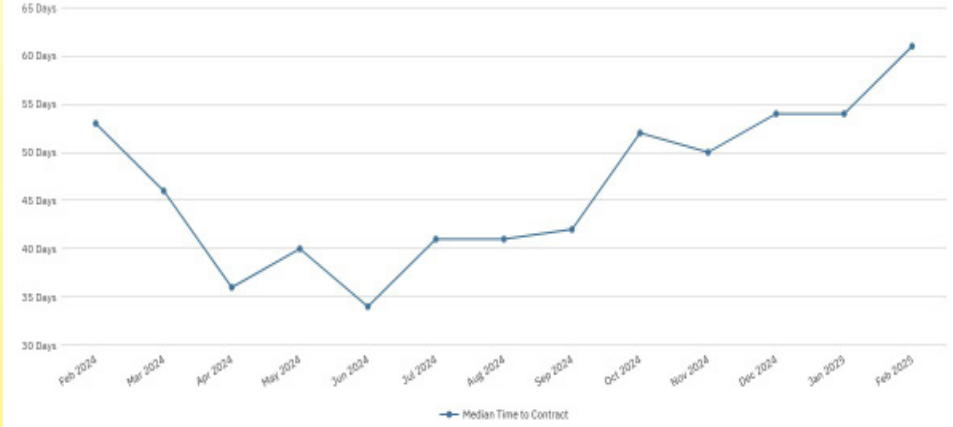
### Osceola County: Active Inventory

Single-Family Homes, All Price Tiers, All Sale Types



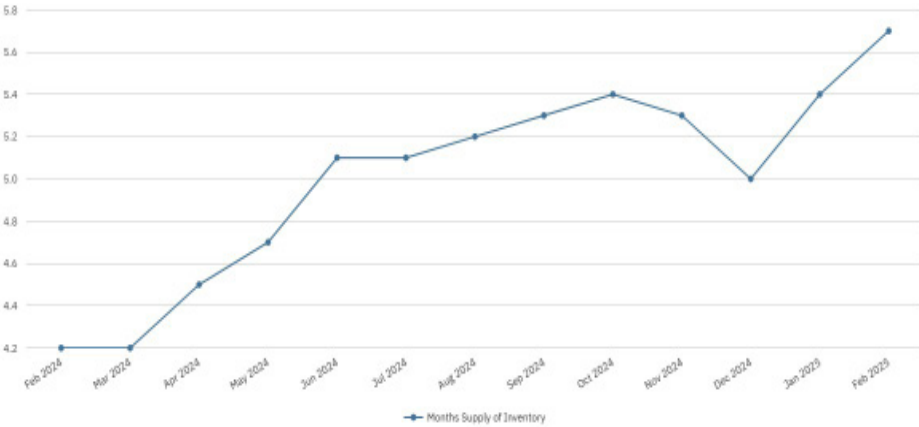
### Osceola County: Median Time to Contract

Single-Family Homes, All Price Tiers, All Sale Types



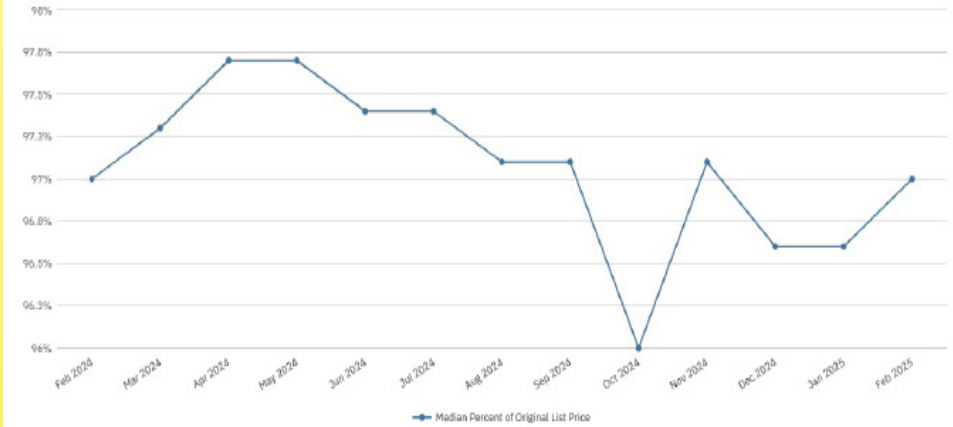
### Osceola County: Months Supply of Inventory

Single-Family Homes, All Price Tiers, All Sale Types



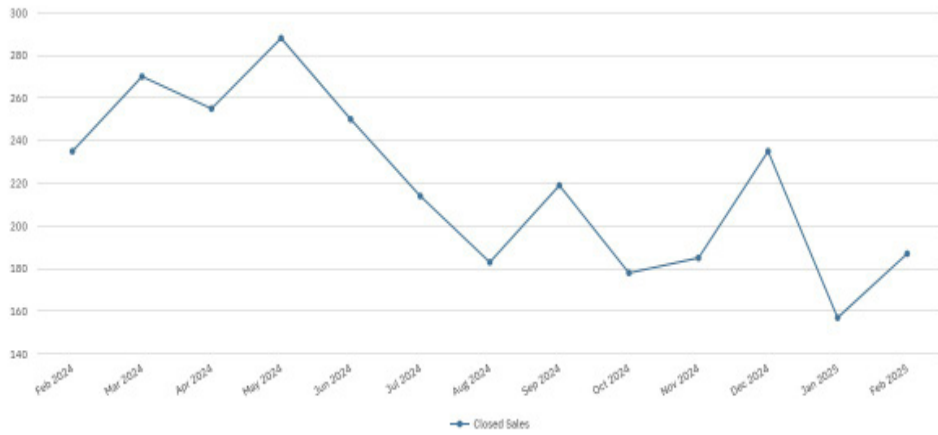
### Osceola County: Median Percent of Original List Price

Single-Family Homes, All Price Tiers, All Sale Types



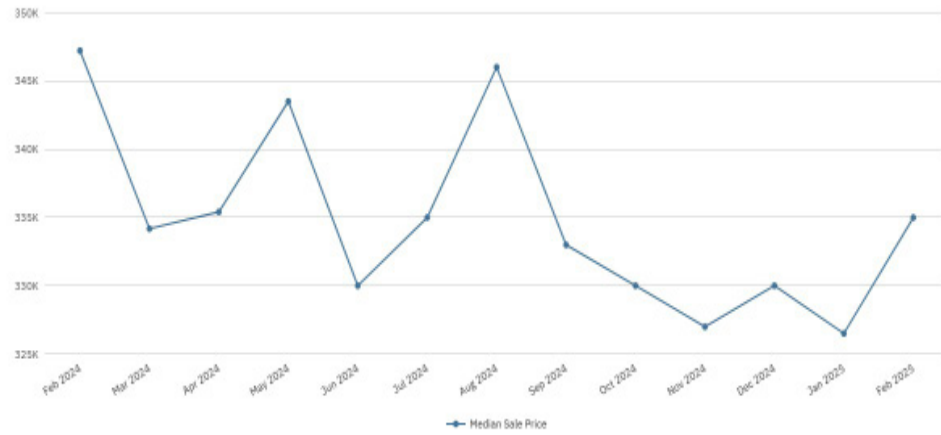
### Osceola County: Closed Sales

Townhouses and Condos, All Price Tiers, All Sale Types



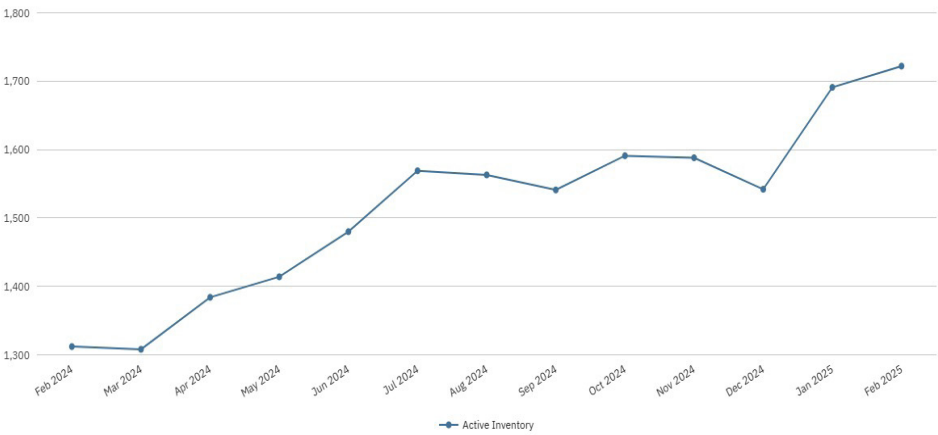
### Osceola County: Median Sale Price

Townhouses and Condos, All Price Tiers, All Sale Types



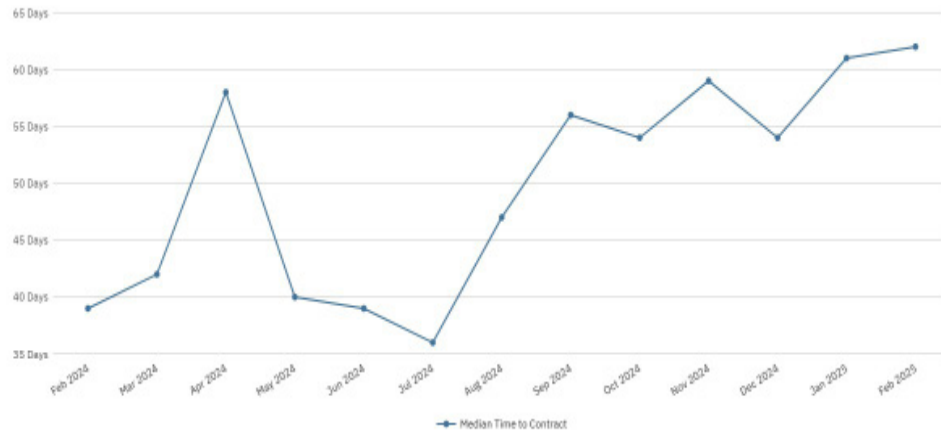
### Osceola County: Active Inventory

Townhouses and Condos, All Price Tiers, All Sale Types



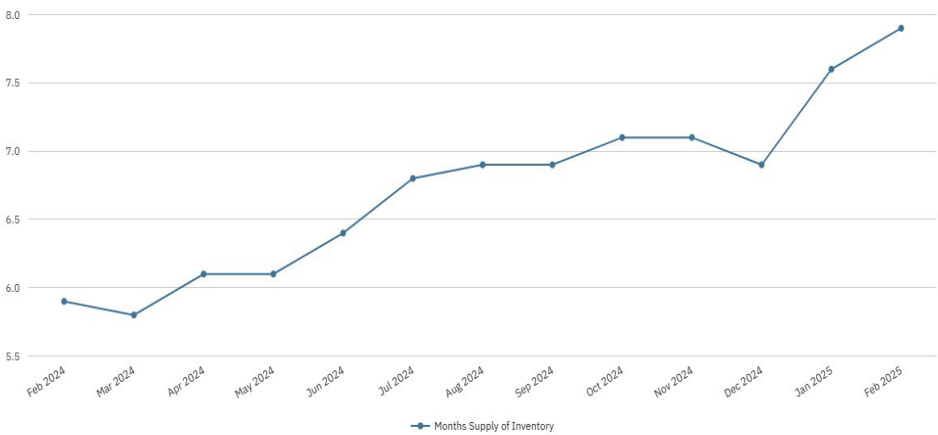
### Osceola County: Median Time to Contract

Townhouses and Condos, All Price Tiers, All Sale Types



### Osceola County: Months Supply of Inventory

Townhouses and Condos, All Price Tiers, All Sale Types



### Osceola County: Median Percent of Original List Price

Townhouses and Condos, All Price Tiers, All Sale Types

