



OSCEOLA REALTORS

Aug 2025

Local Market Statistics For Osceola County

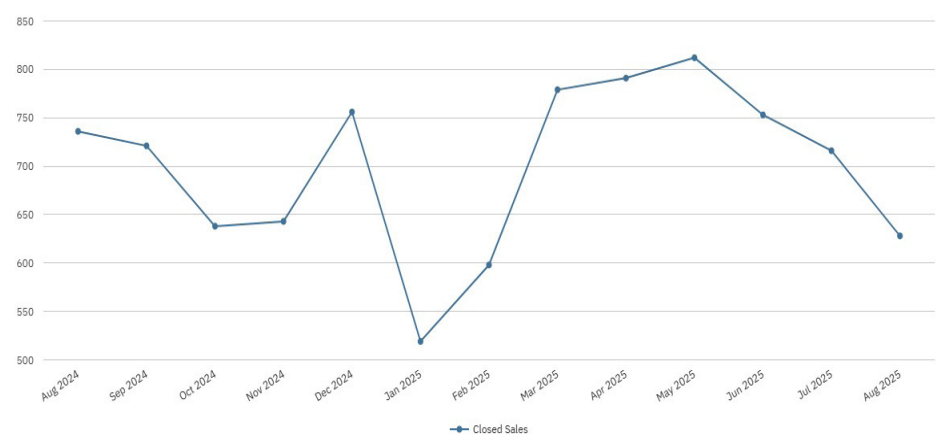
All Properties	Aug-25	Aug-24	% Change
Closed Sales	628	726	-14.7%
Median Sale Price	\$382,250	\$399,495	-4.3%
Active Inventory	4,689	4,164	12.6%
Median Time to Contract	48 Days	42 Days	14.3%
Months Supply of Inventory	6.7	5.7	17.5%
Median % of Original List Price	95.8%	96.9%	-1.1%

Single Family Homes	Aug-25	Aug-24	% Change
Closed Sales	438	536	-18.3%
Median Sale Price	\$414,915	\$420,000	-1.2%
Active Inventory	2,929	2,549	14.9%
Median Time to Contract	52 Days	41 Days	26.8%
Months Supply of Inventory	6.1	5.2	17.3%
Median % of Original List Price	96.2%	97.1%	-0.9%

Condos/Townhouses	Aug-25	Aug-24	% Change
Closed Sales	180	183	-1.6%
Median Sale Price	\$317,000	\$346,000	-8.4%
Active Inventory	1,690	1,563	8.1%
Median Time to Contract	44 Days	47 Days	-6.4%
Months Supply of Inventory	8.4	6.9	21.7%
Median % of Original List Price	95.5%	96.8%	-1.3%

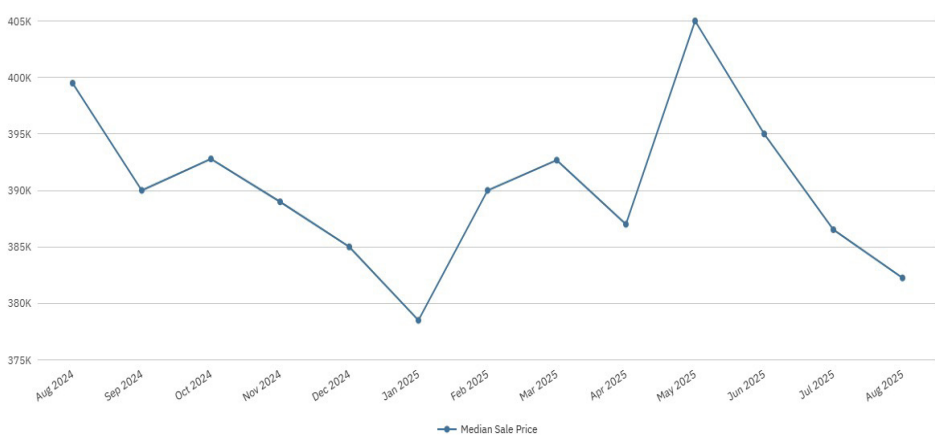
Osceola County: Closed Sales

All Property Types, All Price Tiers, All Sale Types



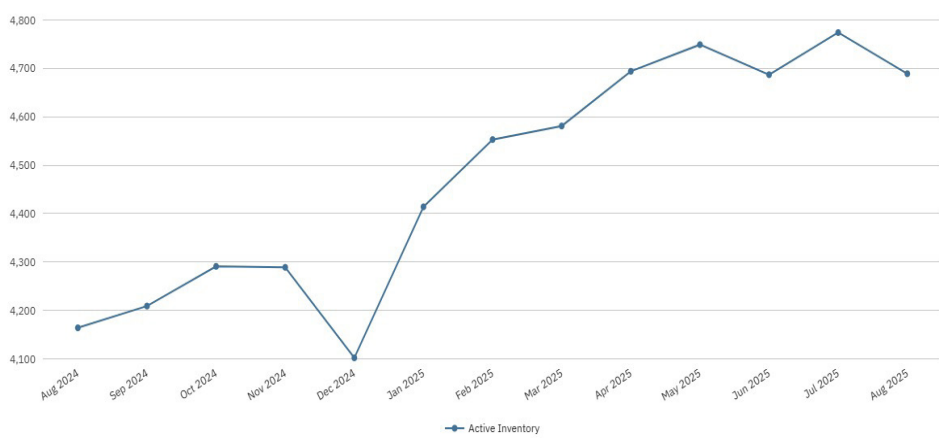
Osceola County: Median Sale Price

All Property Types, All Price Tiers, All Sale Types



Osceola County: Active Inventory

All Property Types, All Price Tiers, All Sale Types



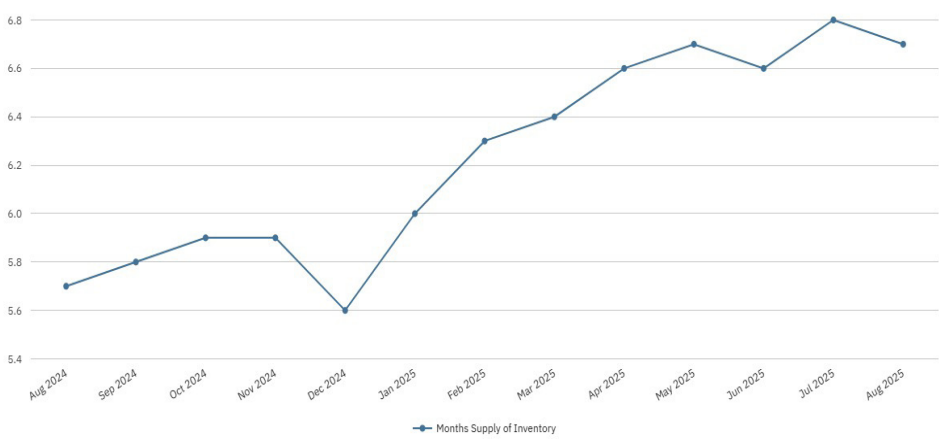
Osceola County: Median Time to Contract

All Property Types, All Price Tiers, All Sale Types



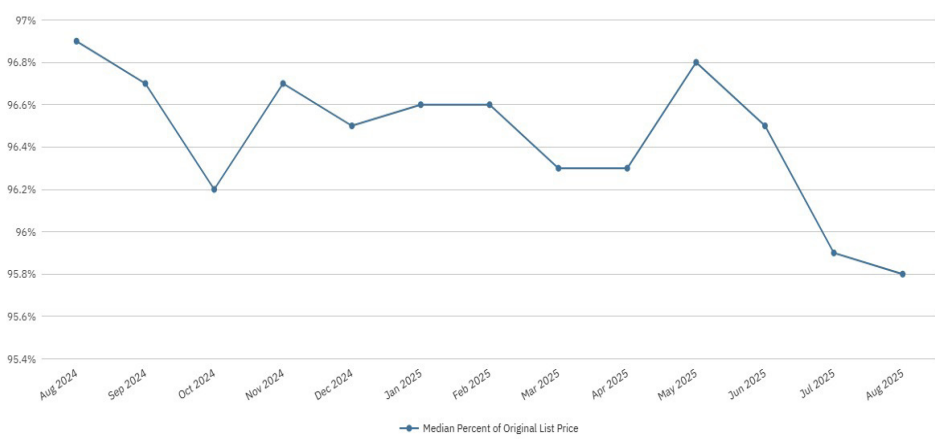
Osceola County: Months Supply of Inventory

All Property Types, All Price Tiers, All Sale Types



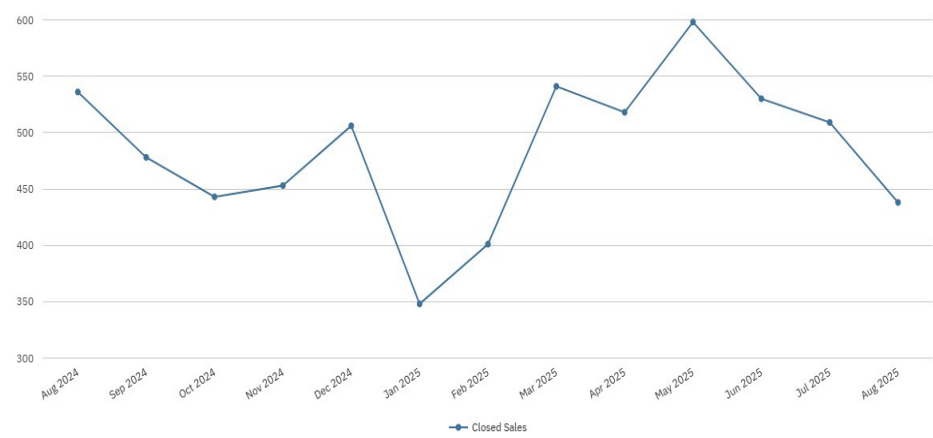
Osceola County: Median Percent of Original List Price

All Property Types, All Price Tiers, All Sale Types



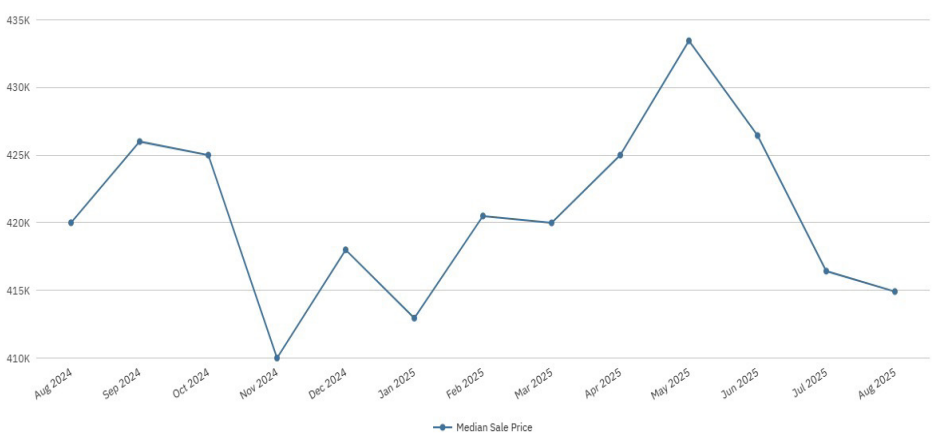
Osceola County: Closed Sales

Single-Family Homes, All Price Tiers, All Sale Types



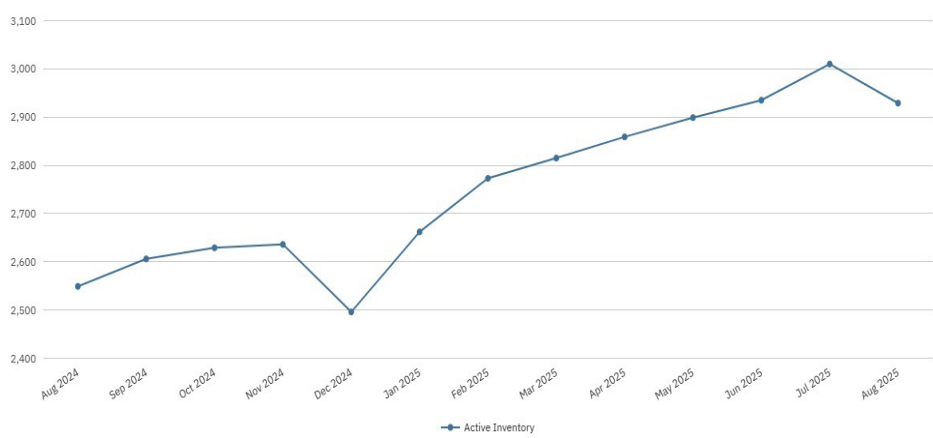
Osceola County: Median Sale Price

Single-Family Homes, All Price Tiers, All Sale Types



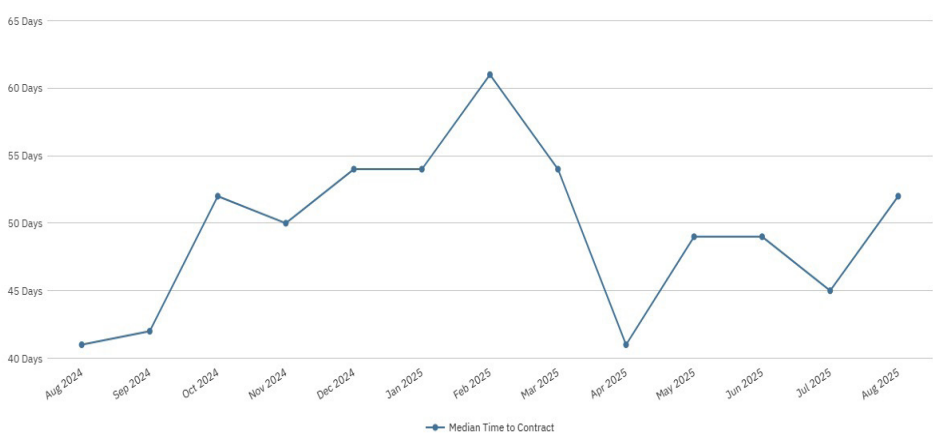
Osceola County: Active Inventory

Single-Family Homes, All Price Tiers, All Sale Types



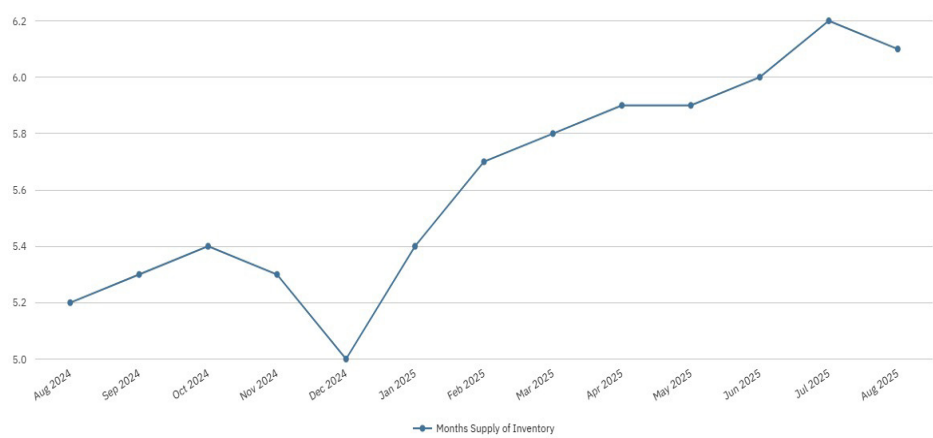
Osceola County: Median Time to Contract

Single-Family Homes, All Price Tiers, All Sale Types



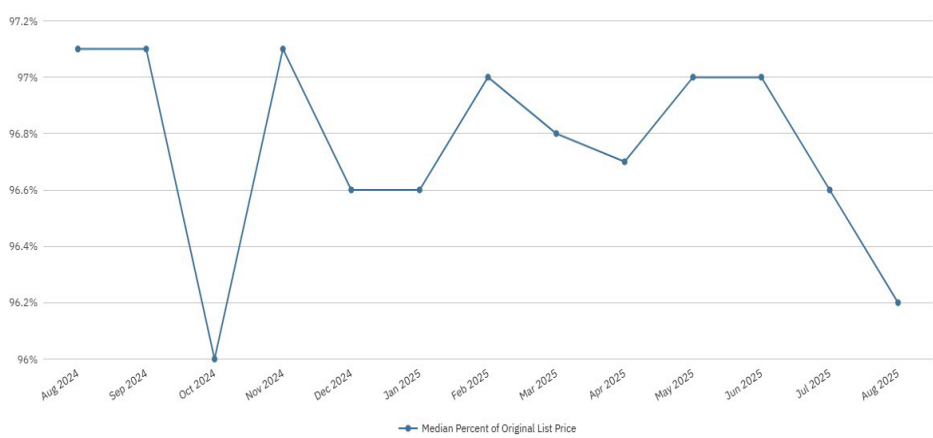
Osceola County: Months Supply of Inventory

Single-Family Homes, All Price Tiers, All Sale Types



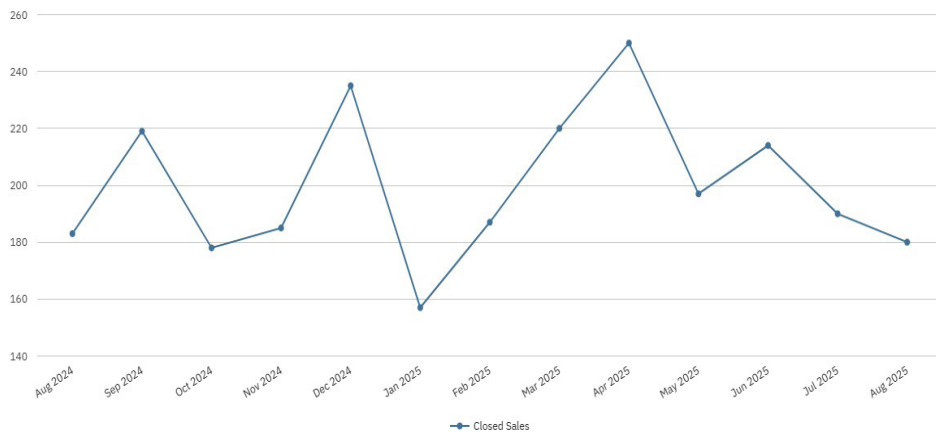
Osceola County: Median Percent of Original List Price

Single-Family Homes, All Price Tiers, All Sale Types



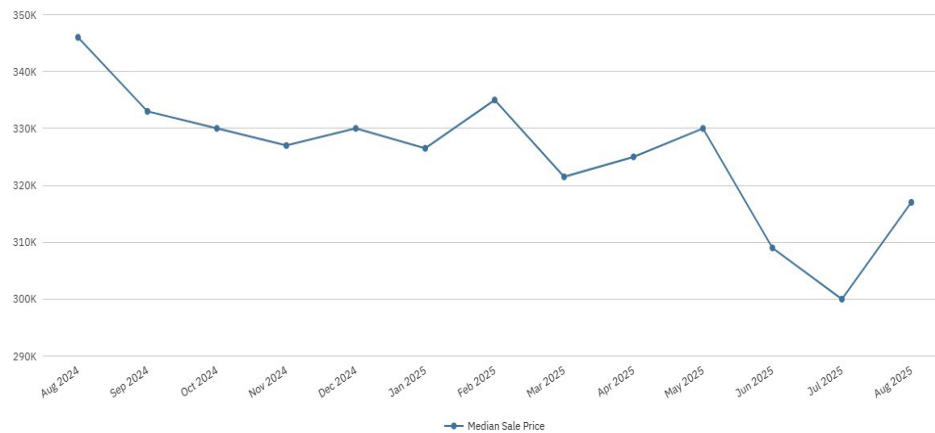
Osceola County: Closed Sales

Townhouses and Condos, All Price Tiers, All Sale Types



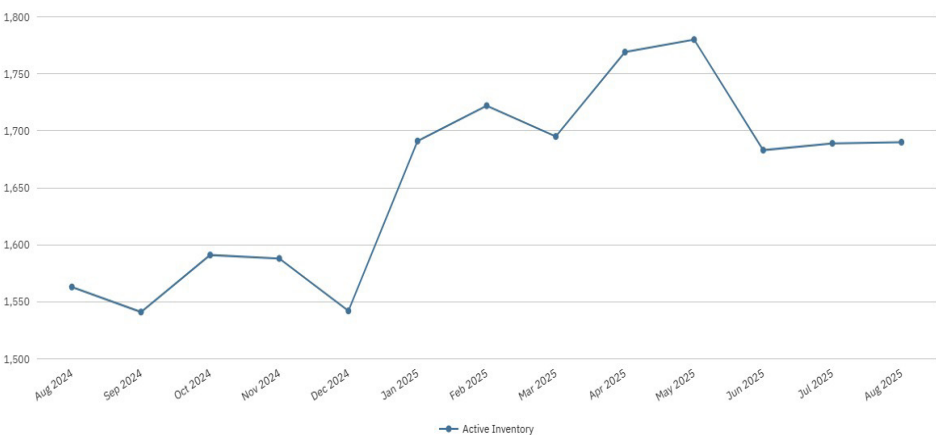
Osceola County: Median Sale Price

Townhouses and Condos, All Price Tiers, All Sale Types



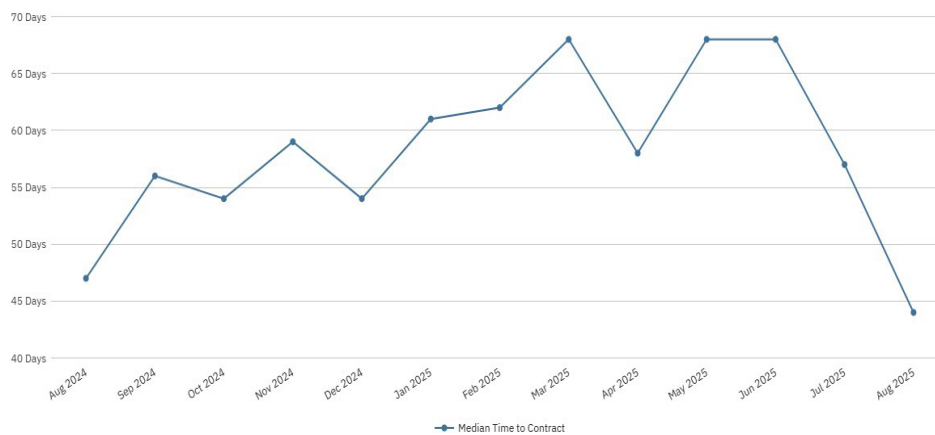
Osceola County: Active Inventory

Townhouses and Condos, All Price Tiers, All Sale Types



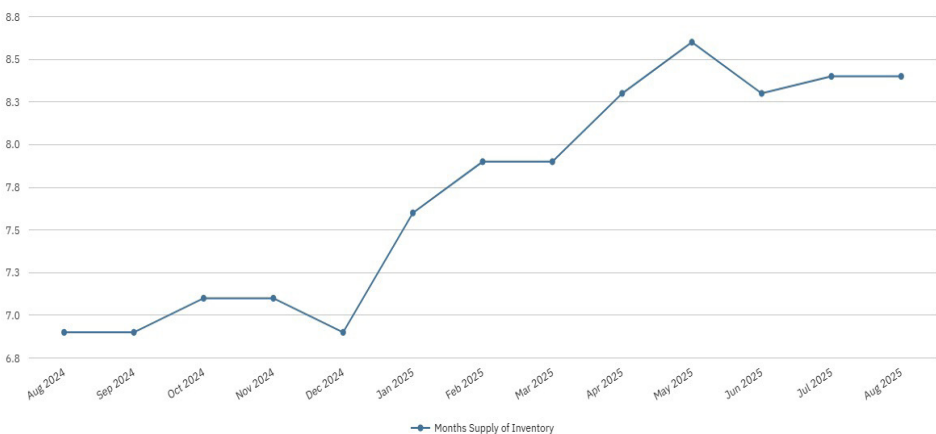
Osceola County: Median Time to Contract

Townhouses and Condos, All Price Tiers, All Sale Types



Osceola County: Months Supply of Inventory

Townhouses and Condos, All Price Tiers, All Sale Types



Osceola County: Median Percent of Original List Price

Townhouses and Condos, All Price Tiers, All Sale Types

