



# OSCEOLA REALTORS

## Dec 2025

### Local Market Statistics For Osceola County

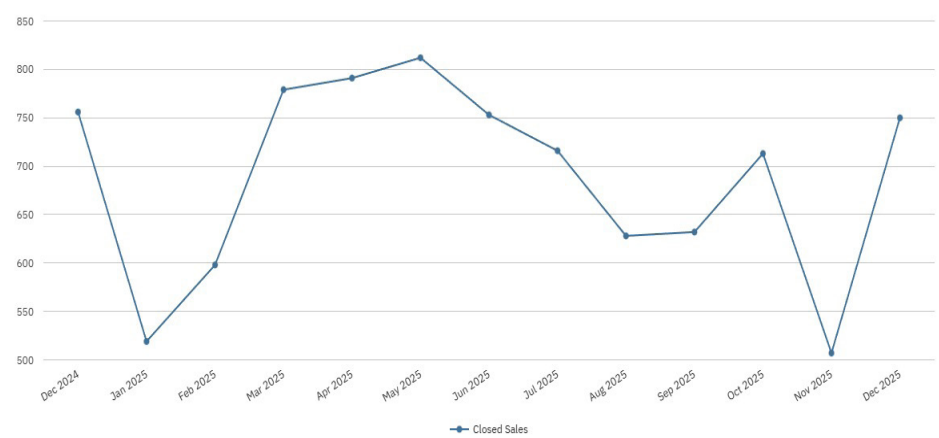
All Properties	Dec-25	Dec-24	% Change
Closed Sales	750	756	-0.8%
Median Sale Price	\$388,945	\$385,990	1.0%
Active Inventory	4,333	4,102	5.6%
Median Time to Contract	63 Days	55 Days	14.5%
Months Supply of Inventory	6.3	5.6	12.5%
Median % of Original List Price	95.2%	96.5%	-1.3%

Single Family Homes	Dec-25	Dec-24	% Change
Closed Sales	521	506	3.0%
Median Sale Price	\$424,990	\$418,000	1.7%
Active Inventory	2,647	2,496	6.0%
Median Time to Contract	68 Days	54 Days	25.9%
Months Supply of Inventory	5.6	5.0	12.0%
Median % of Original List Price	95.1%	96.6%	-1.6%

Condos/Townhouses	Dec-25	Dec-24	% Change
Closed Sales	217	235	-7.7%
Median Sale Price	\$315,000	\$330,000	-4.5%
Active Inventory	1,616	1,542	4.8%
Median Time to Contract	57 Days	54 Days	5.6%
Months Supply of Inventory	8.4	6.9	21.7%
Median % of Original List Price	95.2%	96.6%	-1.4%

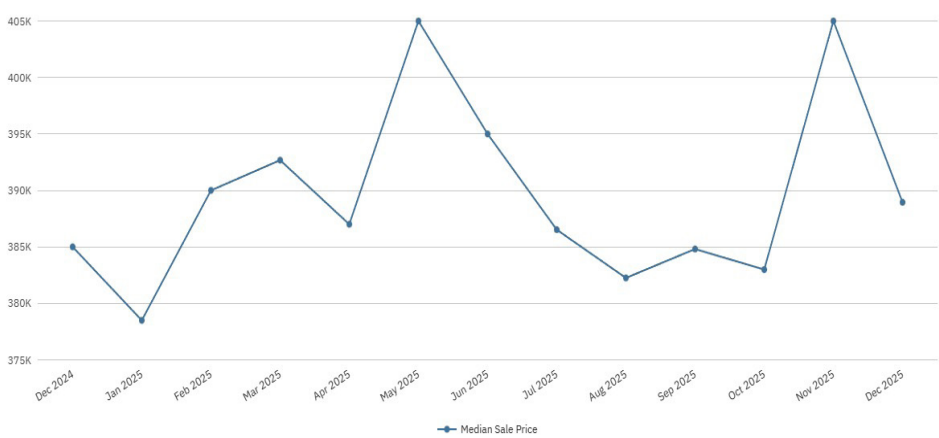
Osceola County: Closed Sales

All Property Types, All Price Tiers, All Sale Types



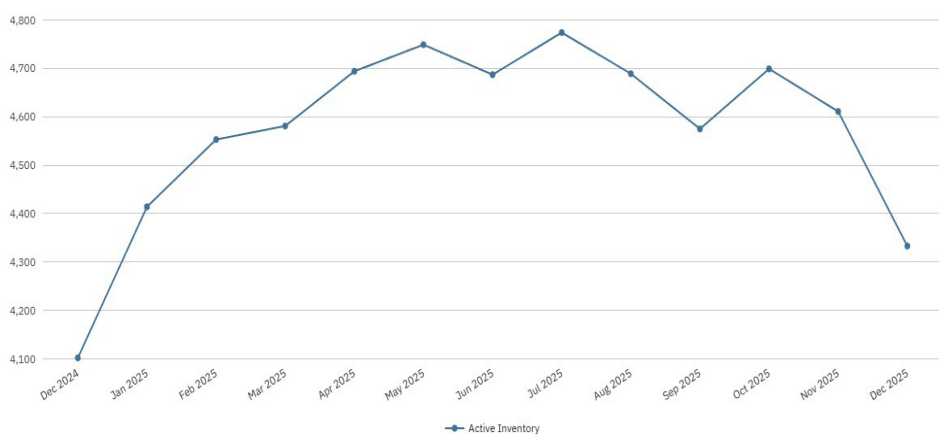
Osceola County: Median Sale Price

All Property Types, All Price Tiers, All Sale Types



Osceola County: Active Inventory

All Property Types, All Price Tiers, All Sale Types



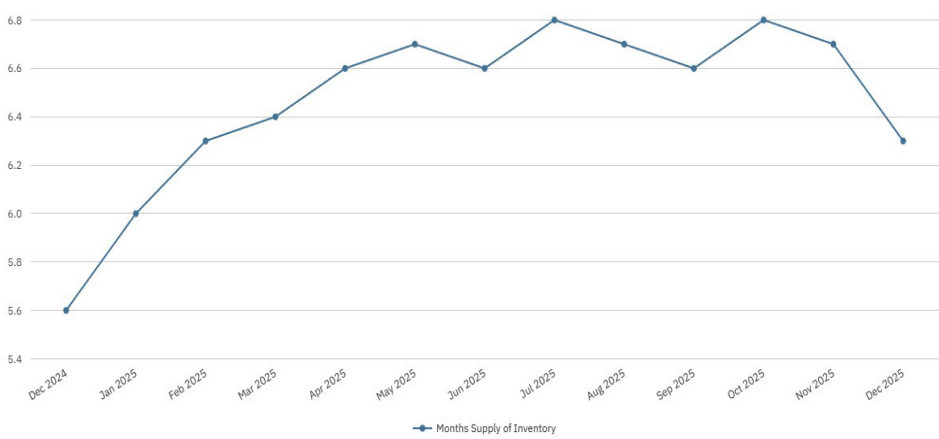
Osceola County: Median Time to Contract

All Property Types, All Price Tiers, All Sale Types



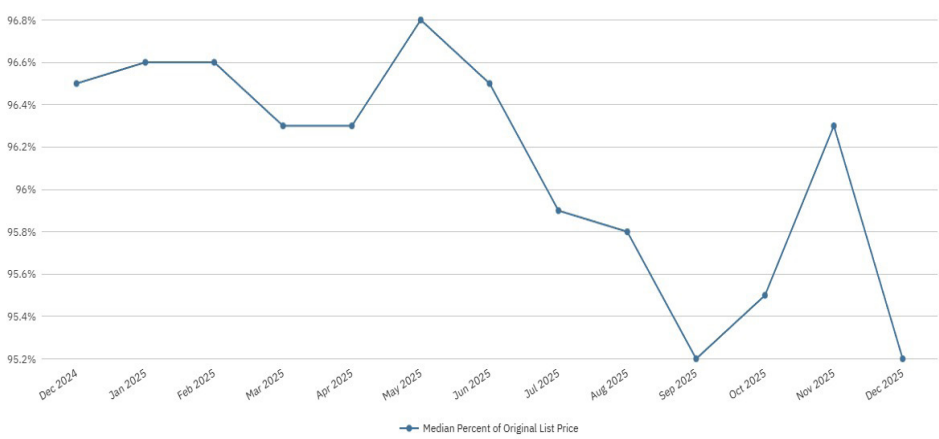
Osceola County: Months Supply of Inventory

All Property Types, All Price Tiers, All Sale Types



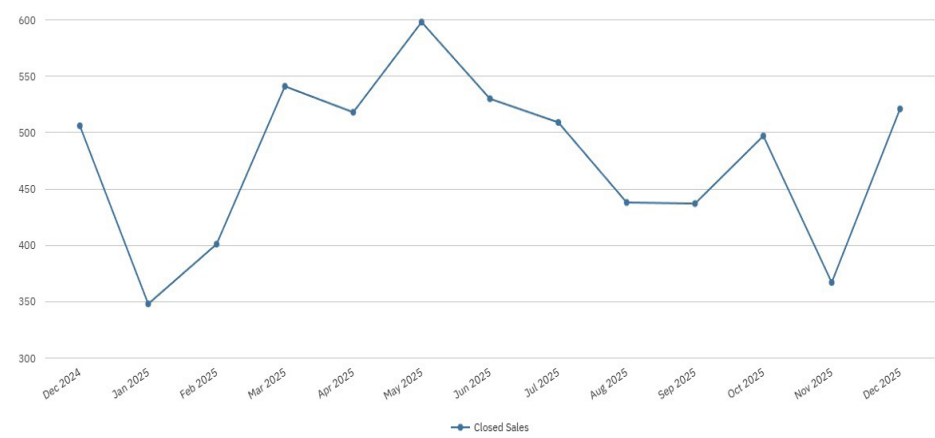
Osceola County: Median Percent of Original List Price

All Property Types, All Price Tiers, All Sale Types



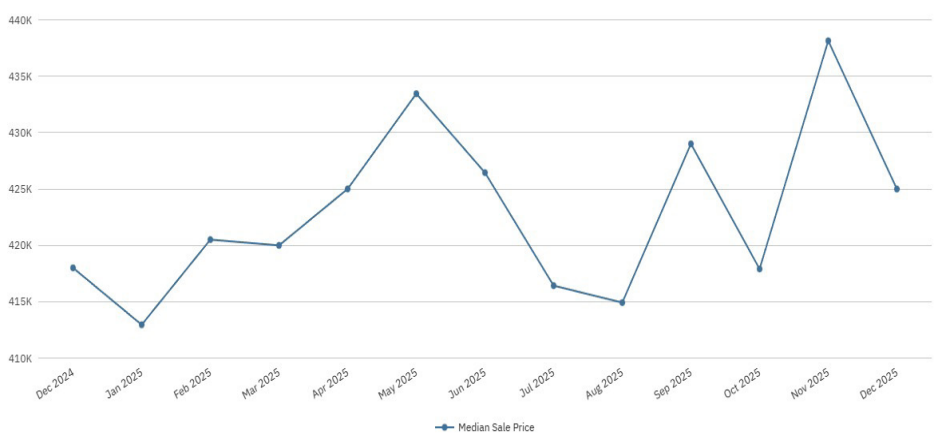
### Osceola County: Closed Sales

Single-Family Homes, All Price Tiers, All Sale Types



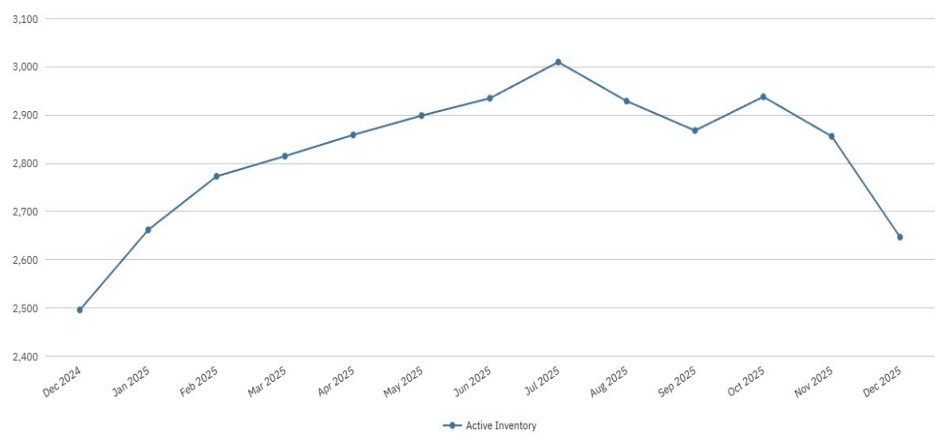
### Osceola County: Median Sale Price

Single-Family Homes, All Price Tiers, All Sale Types



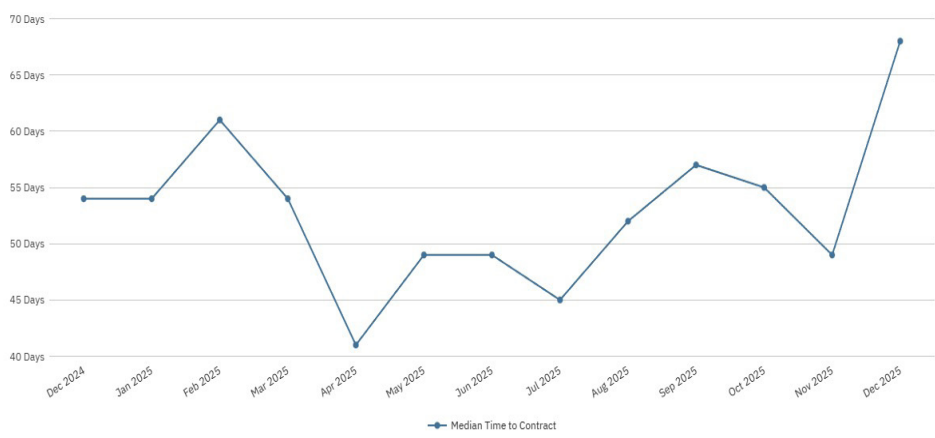
### Osceola County: Active Inventory

Single-Family Homes, All Price Tiers, All Sale Types



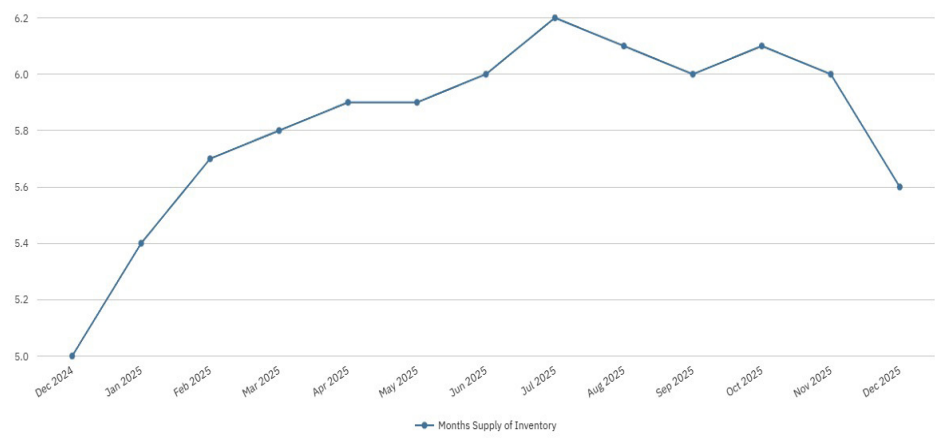
### Osceola County: Median Time to Contract

Single-Family Homes, All Price Tiers, All Sale Types



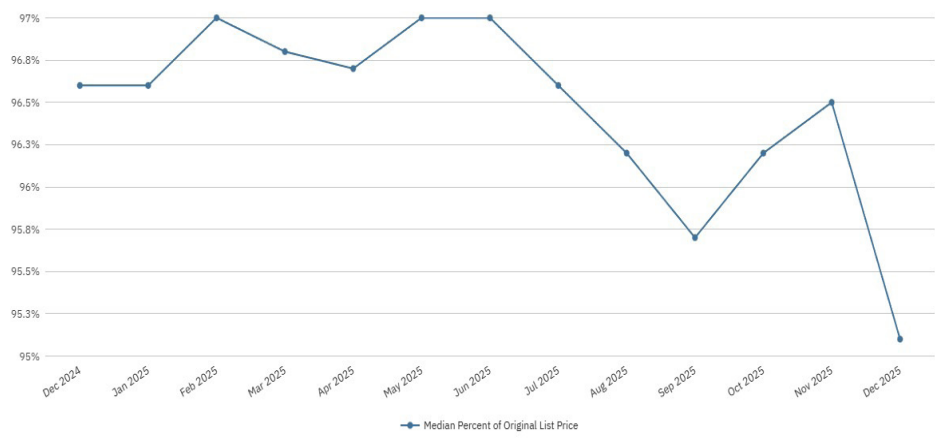
### Osceola County: Months Supply of Inventory

Single-Family Homes, All Price Tiers, All Sale Types



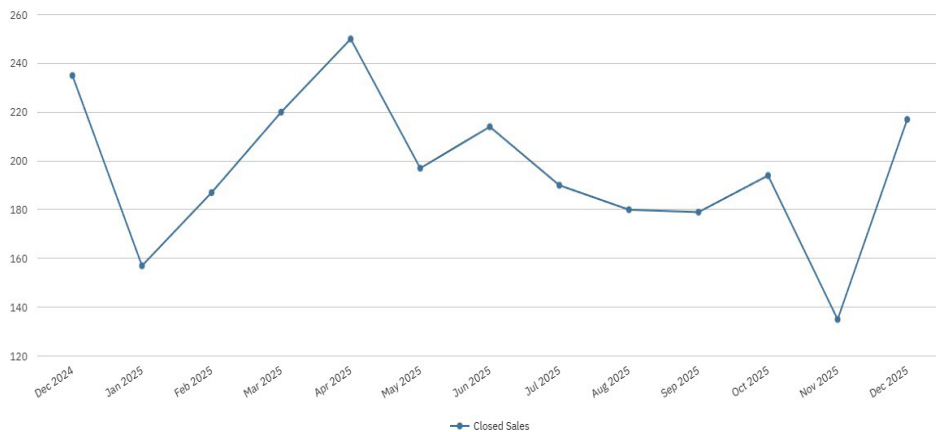
### Osceola County: Median Percent of Original List Price

Single-Family Homes, All Price Tiers, All Sale Types



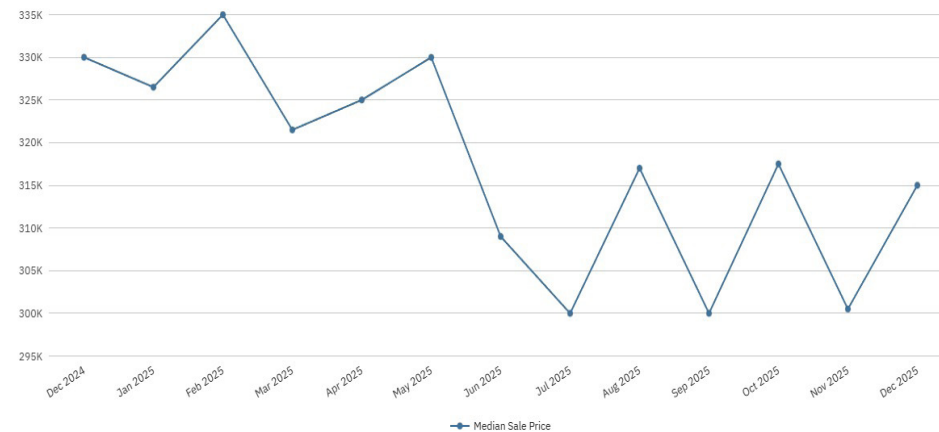
### Osceola County: Closed Sales

Townhouses and Condos, All Price Tiers, All Sale Types



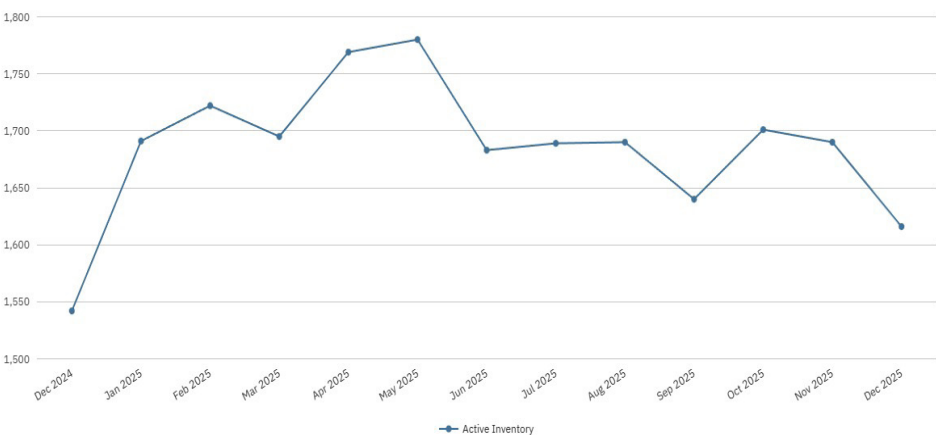
### Osceola County: Median Sale Price

Townhouses and Condos, All Price Tiers, All Sale Types



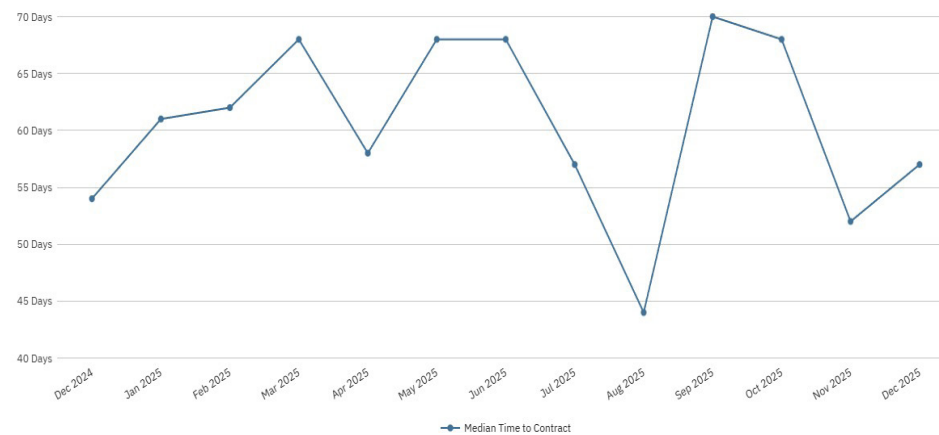
### Osceola County: Active Inventory

Townhouses and Condos, All Price Tiers, All Sale Types



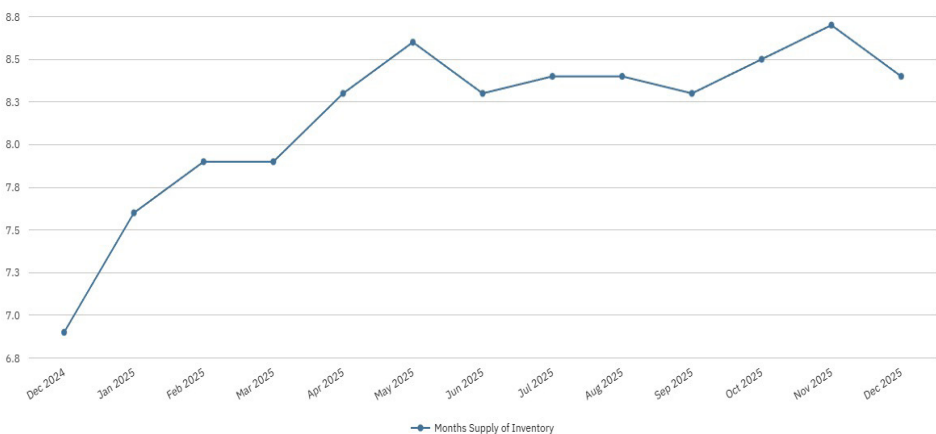
### Osceola County: Median Time to Contract

Townhouses and Condos, All Price Tiers, All Sale Types



### Osceola County: Months Supply of Inventory

Townhouses and Condos, All Price Tiers, All Sale Types



### Osceola County: Median Percent of Original List Price

Townhouses and Condos, All Price Tiers, All Sale Types

