

# June 2023

## Local Market Statistics For Osceola County

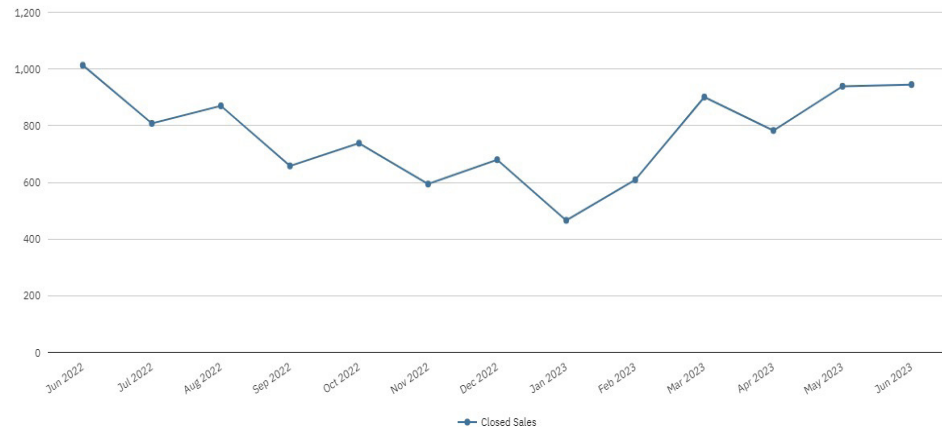
<b>All Properties</b>	<b>Jun-23</b>	<b>Jun-22</b>	<b>% Change</b>
Closed Sales	<b>945</b>	<b>1,013</b>	<b>-6.7%</b>
Median Sale Price	<b>\$401,950</b>	<b>\$390,000</b>	<b>3.1%</b>
Active Inventory	<b>2,432</b>	<b>1,856</b>	<b>31.0%</b>
Median Time to Contract	<b>25 Days</b>	<b>7 Days</b>	<b>257.1%</b>
Months Supply of Inventory	<b>3.2</b>	<b>1.9</b>	<b>68.4%</b>
Median % of Original List Price	<b>98.3%</b>	<b>100.0%</b>	<b>-1.7%</b>

<b>Single Family Homes</b>	<b>Jun-23</b>	<b>Jun-22</b>	<b>% Change</b>
Closed Sales	<b>665</b>	<b>716</b>	<b>-7.1%</b>
Median Sale Price	<b>\$430,000</b>	<b>\$415,000</b>	<b>3.6%</b>
Active Inventory	<b>1,590</b>	<b>1,275</b>	<b>24.7%</b>
Median Time to Contract	<b>27 Days</b>	<b>7 Days</b>	<b>285.7%</b>
Months Supply of Inventory	<b>3.0</b>	<b>1.8</b>	<b>66.7%</b>
Median % of Original List Price	<b>98.4%</b>	<b>100.0%</b>	<b>-1.6%</b>

<b>Condos/Townhouses</b>	<b>Jun-23</b>	<b>Jun-22</b>	<b>% Change</b>
Closed Sales	<b>260</b>	<b>274</b>	<b>-5.1%</b>
Median Sale Price	<b>\$325,000</b>	<b>\$331,500</b>	<b>-2.0%</b>
Active Inventory	<b>803</b>	<b>540</b>	<b>48.7%</b>
Median Time to Contract	<b>23 Days</b>	<b>9 Days</b>	<b>155.6%</b>
Months Supply of Inventory	<b>3.8</b>	<b>1.9</b>	<b>100.0%</b>
Median % of Original List Price	<b>97.8%</b>	<b>100.0%</b>	<b>-2.2%</b>

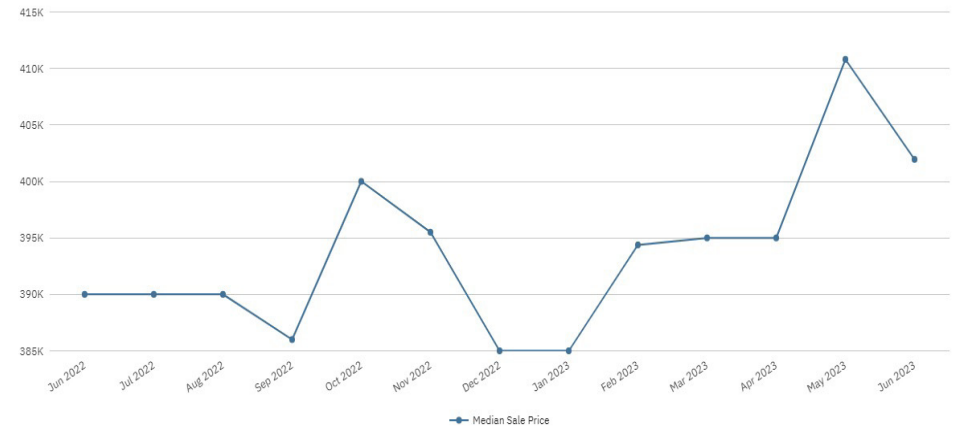
### Osceola County: Closed Sales

All Property Types, All Price Tiers, All Sale Types



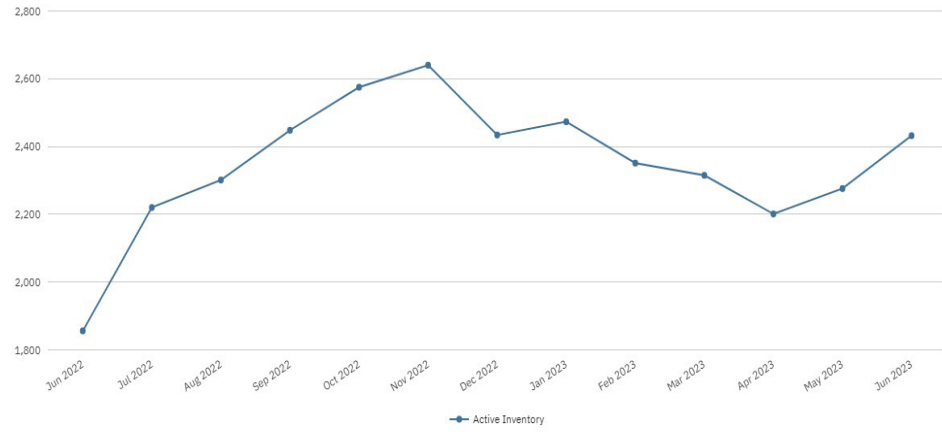
### Osceola County: Median Sale Price

All Property Types, All Price Tiers, All Sale Types



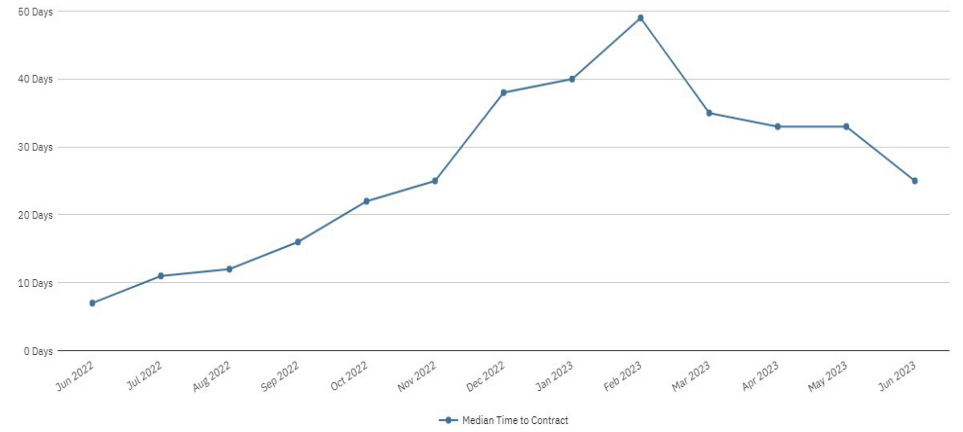
### Osceola County: Active Inventory

All Property Types, All Price Tiers, All Sale Types



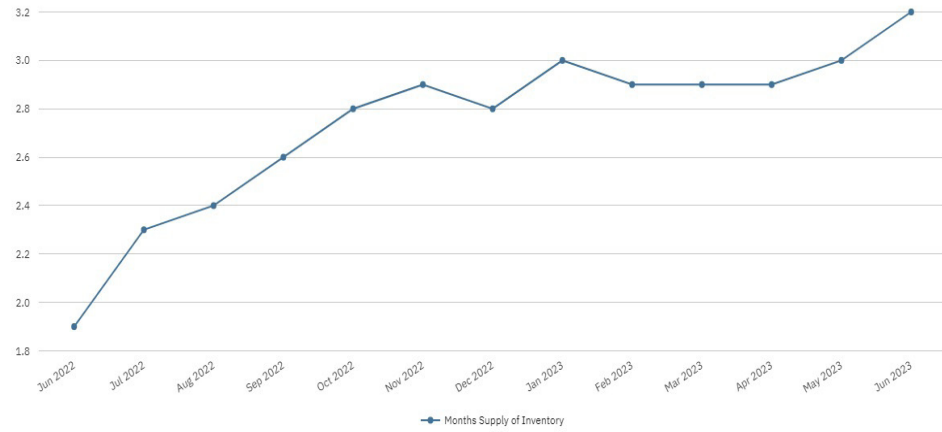
### Osceola County: Median Time to Contract

All Property Types, All Price Tiers, All Sale Types



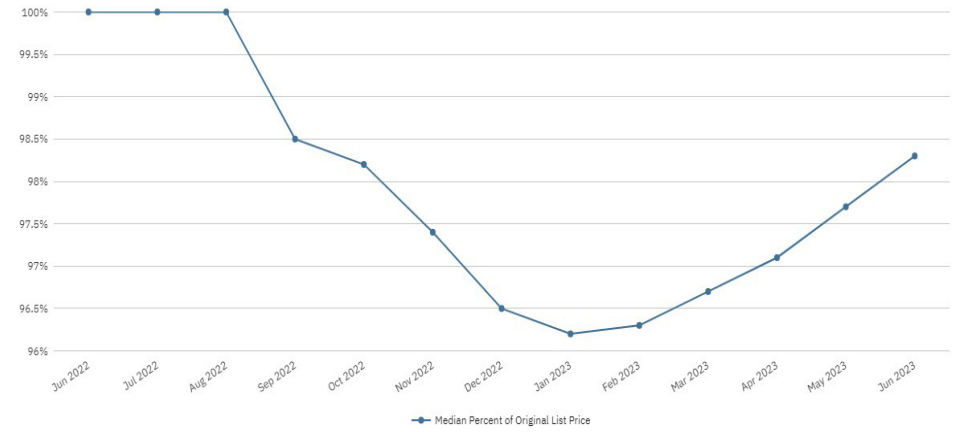
### Osceola County: Months Supply of Inventory

All Property Types, All Price Tiers, All Sale Types



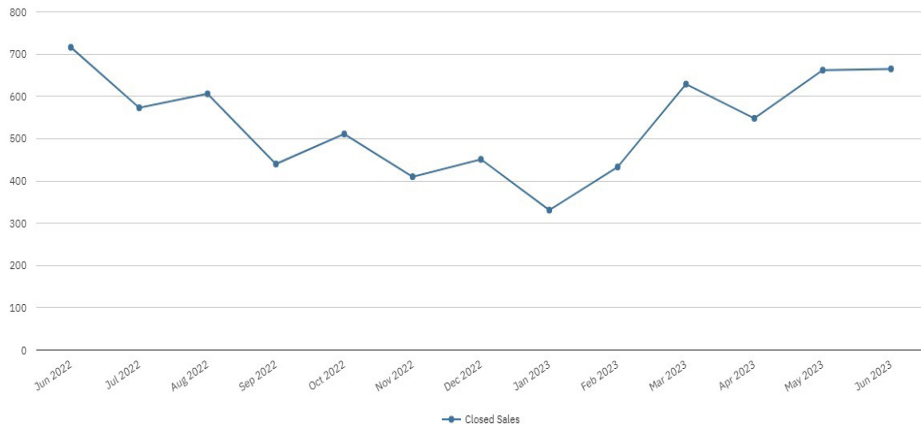
### Osceola County: Median Percent of Original List Price

All Property Types, All Price Tiers, All Sale Types



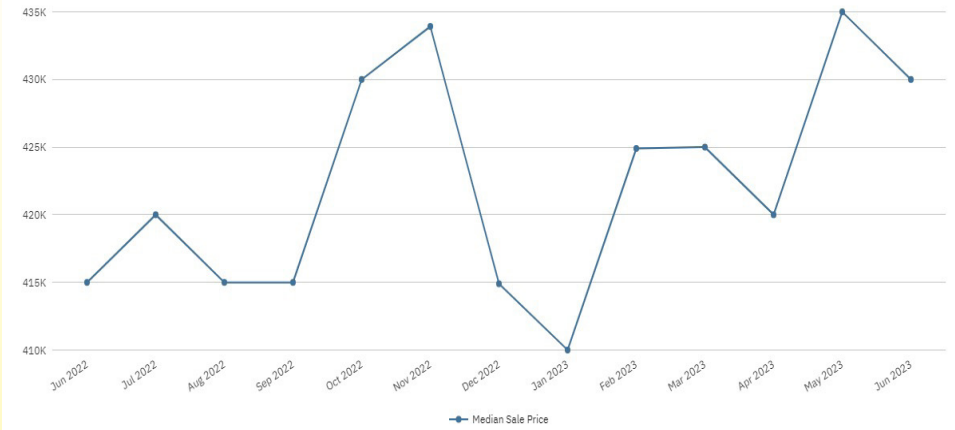
### Osceola County: Closed Sales

Single-Family Homes, All Price Tiers, All Sale Types



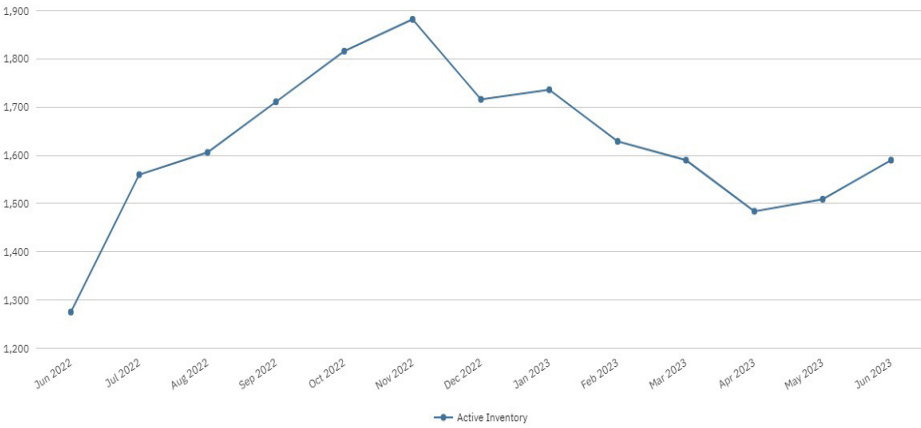
### Osceola County: Median Sale Price

Single-Family Homes, All Price Tiers, All Sale Types



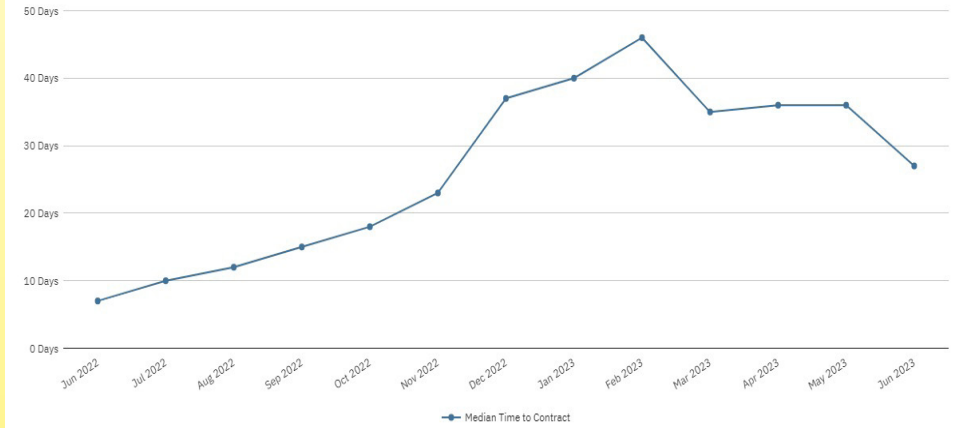
### Osceola County: Active Inventory

Single-Family Homes, All Price Tiers, All Sale Types



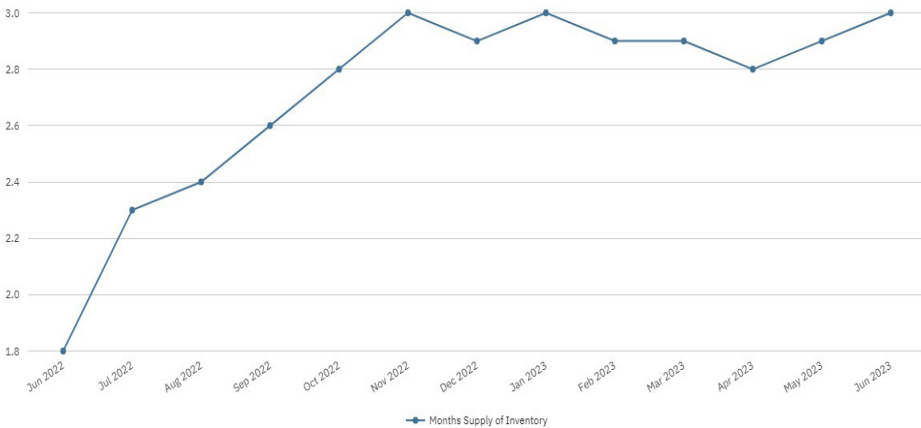
### Osceola County: Median Time to Contract

Single-Family Homes, All Price Tiers, All Sale Types



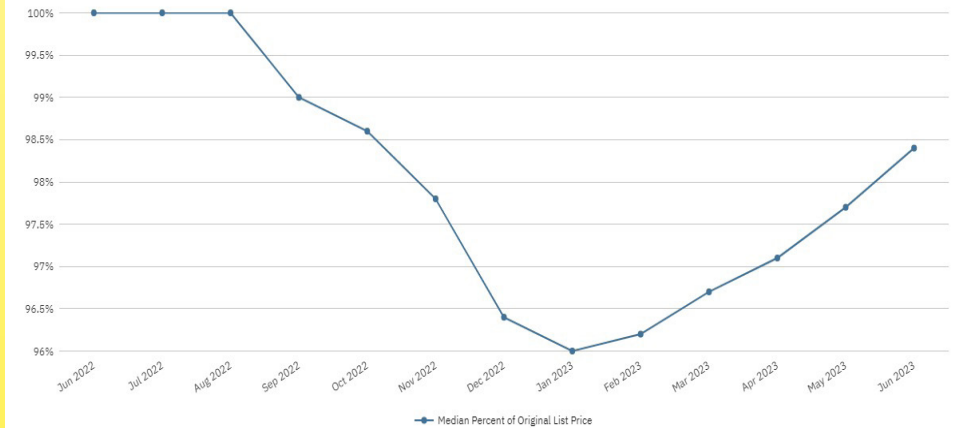
### Osceola County: Months Supply of Inventory

Single-Family Homes, All Price Tiers, All Sale Types



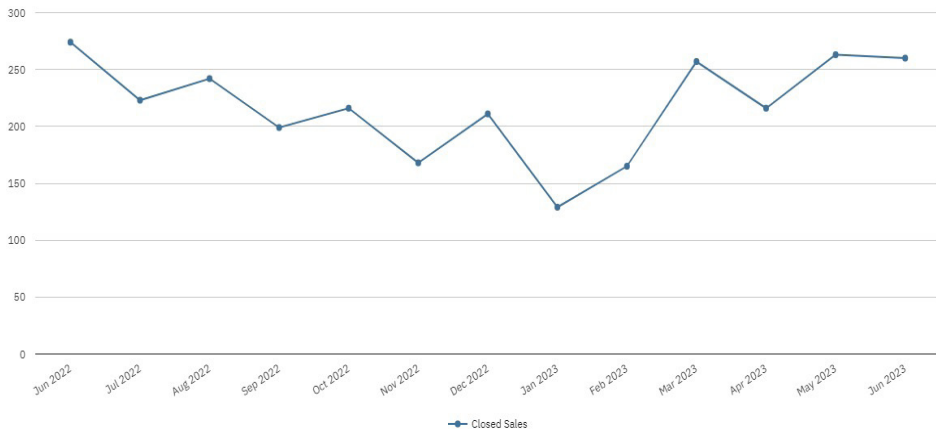
### Osceola County: Median Percent of Original List Price

Single-Family Homes, All Price Tiers, All Sale Types



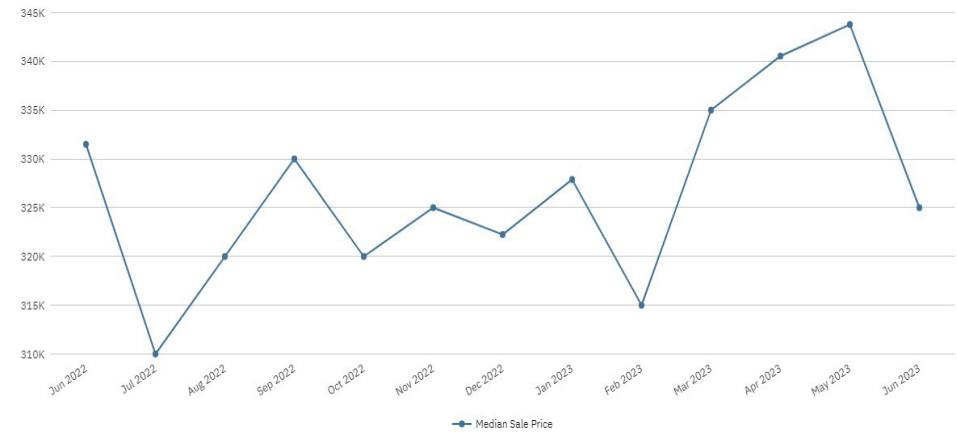
### Osceola County: Closed Sales

Townhouses and Condos, All Price Tiers, All Sale Types



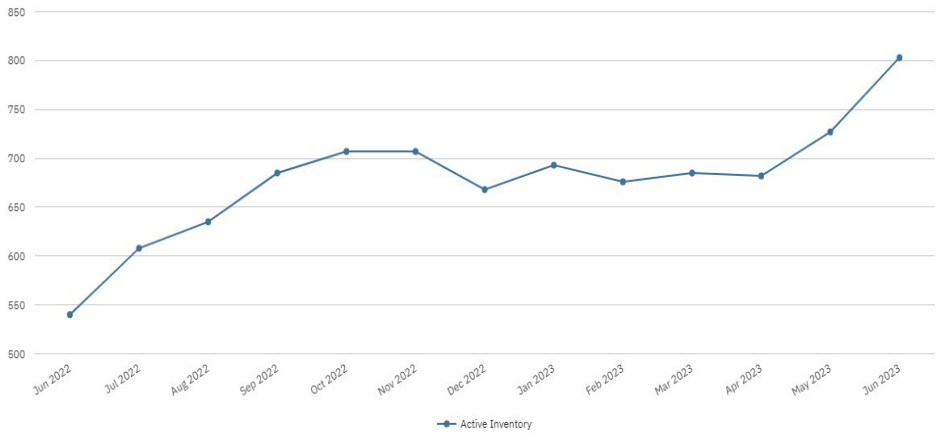
### Osceola County: Median Sale Price

Townhouses and Condos, All Price Tiers, All Sale Types



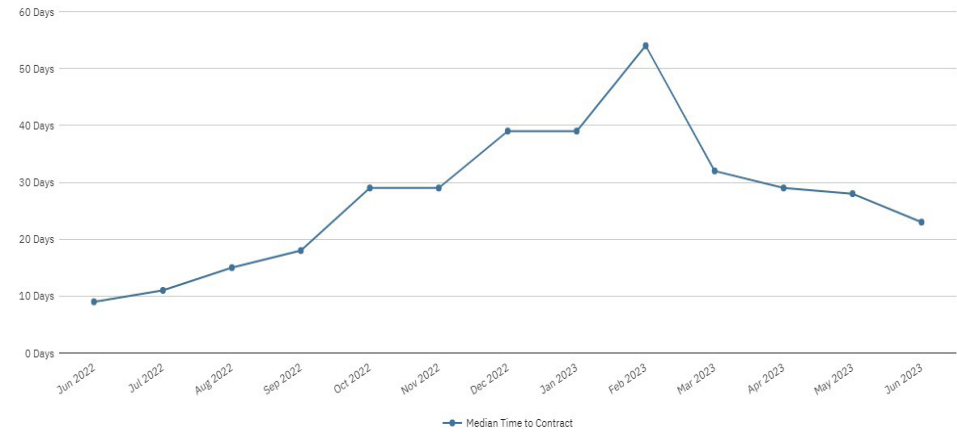
### Osceola County: Active Inventory

Townhouses and Condos, All Price Tiers, All Sale Types



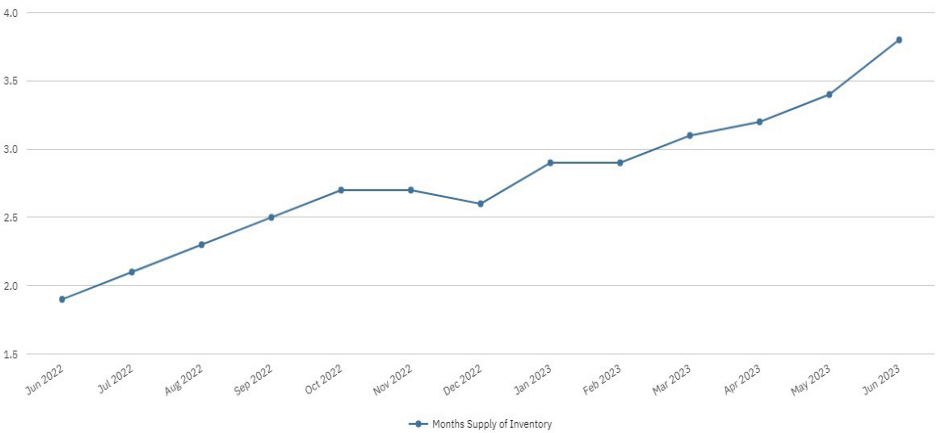
### Osceola County: Median Time to Contract

Townhouses and Condos, All Price Tiers, All Sale Types



### Osceola County: Months Supply of Inventory

Townhouses and Condos, All Price Tiers, All Sale Types



### Osceola County: Median Percent of Original List Price

Townhouses and Condos, All Price Tiers, All Sale Types

