

# August 2023

## Local Market Statistics For Osceola County

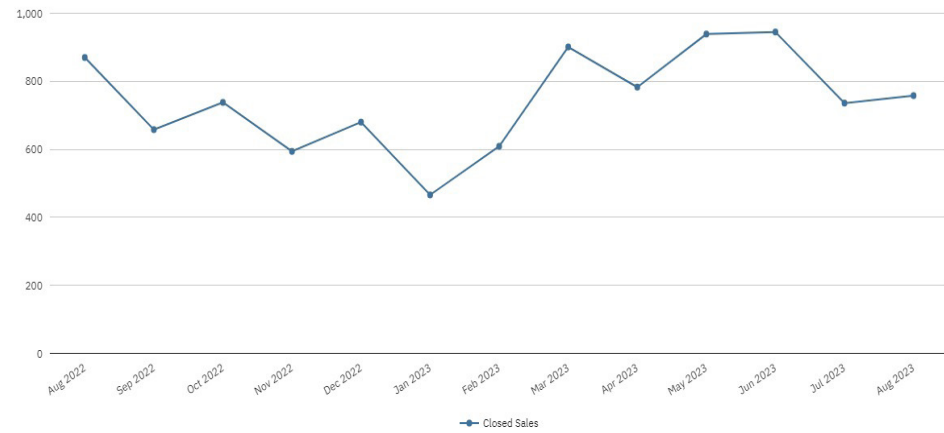
<b>All Properties</b>	<b>Aug-23</b>	<b>Aug-22</b>	<b>% Change</b>
Closed Sales	<b>758</b>	<b>870</b>	<b>-12.9%</b>
Median Sale Price	<b>\$395,000</b>	<b>\$390,000</b>	<b>1.3%</b>
Active Inventory	<b>2,823</b>	<b>2,301</b>	<b>22.7%</b>
Median Time to Contract	<b>28 Days</b>	<b>12 Days</b>	<b>133.3%</b>
Months Supply of Inventory	<b>3.8</b>	<b>2.4</b>	<b>58.3%</b>
Median % of Original List Price	<b>98.2%</b>	<b>100.0%</b>	<b>-1.8%</b>

<b>Single Family Homes</b>	<b>Aug-23</b>	<b>Aug-22</b>	<b>% Change</b>
Closed Sales	<b>511</b>	<b>606</b>	<b>-15.7%</b>
Median Sale Price	<b>\$419,990</b>	<b>\$415,000</b>	<b>1.2%</b>
Active Inventory	<b>1,822</b>	<b>1,606</b>	<b>13.4%</b>
Median Time to Contract	<b>37 Days</b>	<b>12 Days</b>	<b>208.3%</b>
Months Supply of Inventory	<b>3.6</b>	<b>2.4</b>	<b>50.0%</b>
Median % of Original List Price	<b>98.0%</b>	<b>100.0%</b>	<b>-2.0%</b>

<b>Condos/Townhouses</b>	<b>Aug-23</b>	<b>Aug-22</b>	<b>% Change</b>
Closed Sales	<b>235</b>	<b>242</b>	<b>-2.9%</b>
Median Sale Price	<b>\$340,000</b>	<b>\$320,000</b>	<b>6.3%</b>
Active Inventory	<b>946</b>	<b>635</b>	<b>49.0%</b>
Median Time to Contract	<b>17 Days</b>	<b>15 Days</b>	<b>13.3%</b>
Months Supply of Inventory	<b>4.5</b>	<b>2.3</b>	<b>95.7%</b>
Median % of Original List Price	<b>98.6%</b>	<b>99.9%</b>	<b>-1.3%</b>

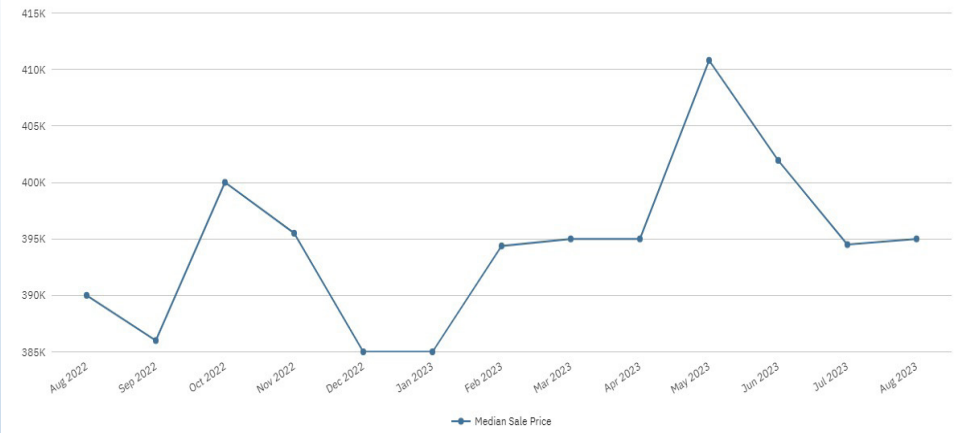
### Osceola County: Closed Sales

All Property Types, All Price Tiers, All Sale Types



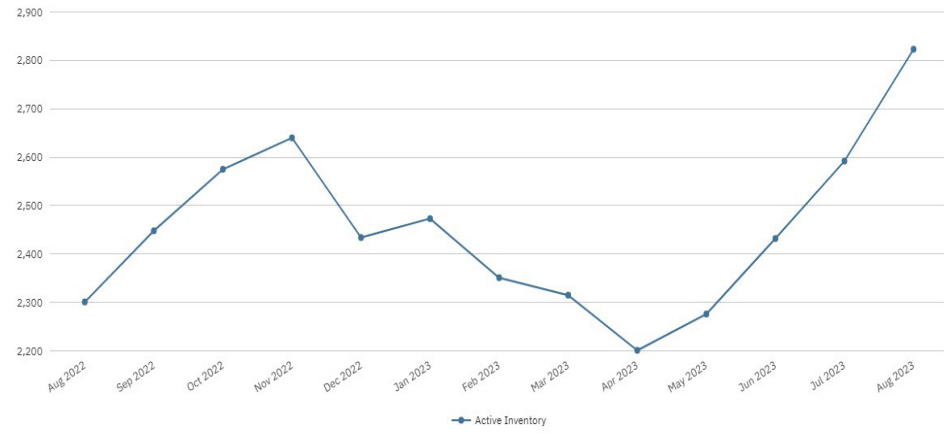
### Osceola County: Median Sale Price

All Property Types, All Price Tiers, All Sale Types



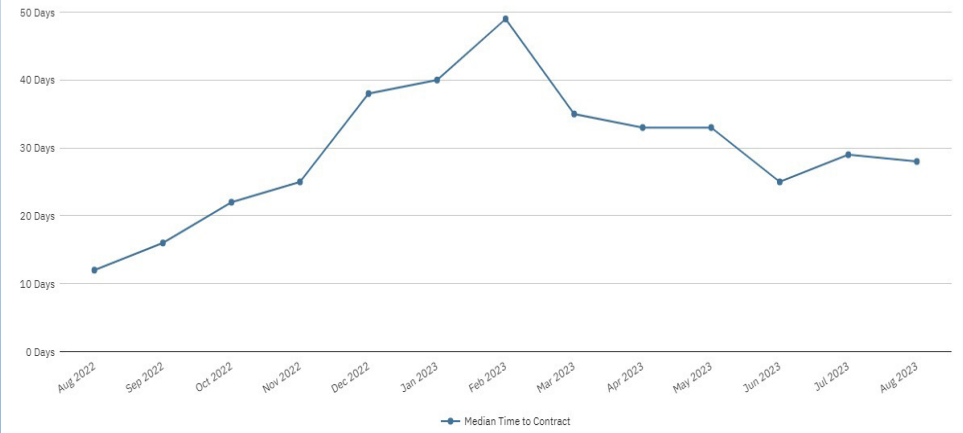
### Osceola County: Active Inventory

All Property Types, All Price Tiers, All Sale Types



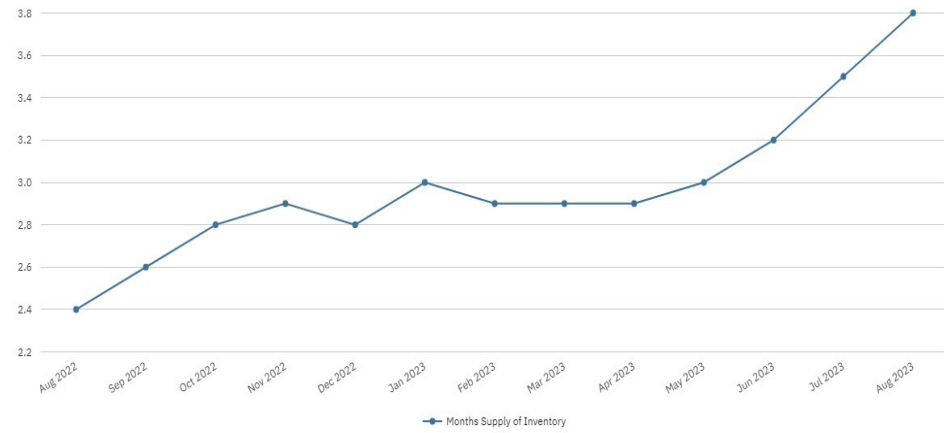
### Osceola County: Median Time to Contract

All Property Types, All Price Tiers, All Sale Types



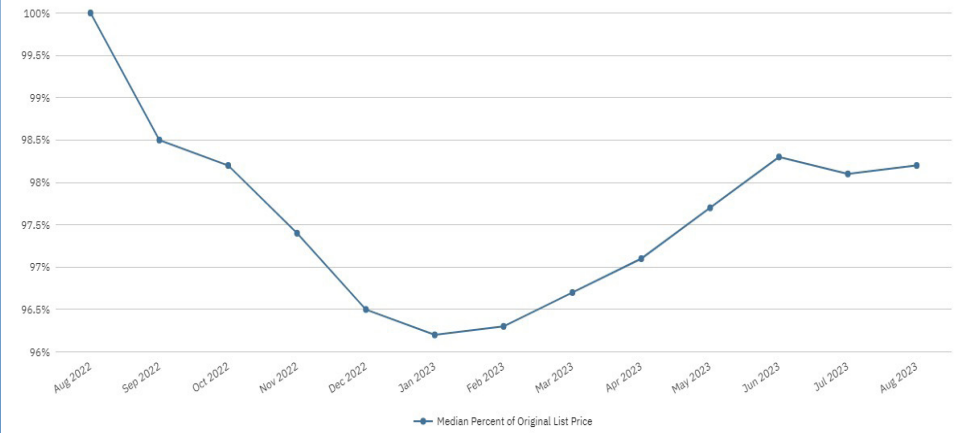
### Osceola County: Months Supply of Inventory

All Property Types, All Price Tiers, All Sale Types



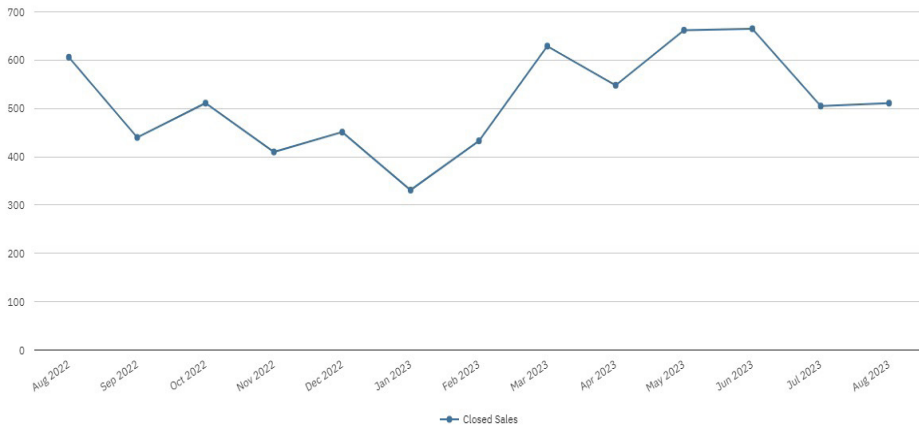
### Osceola County: Median Percent of Original List Price

All Property Types, All Price Tiers, All Sale Types



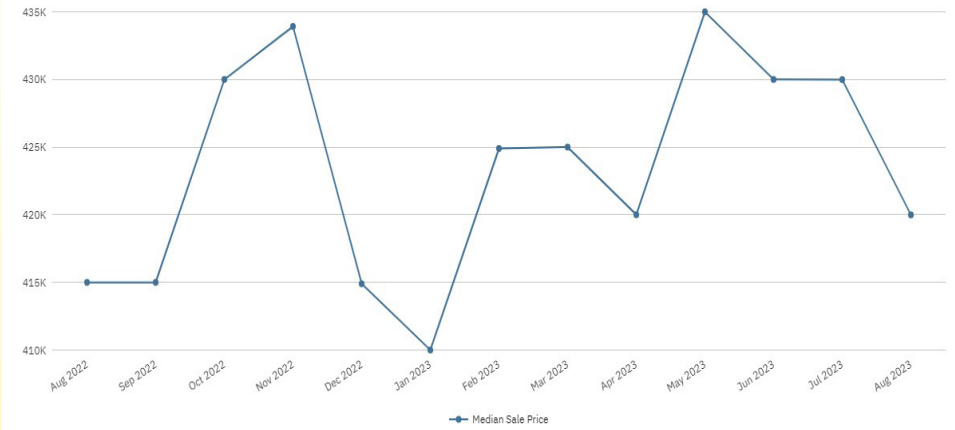
### Osceola County: Closed Sales

Single-Family Homes, All Price Tiers, All Sale Types



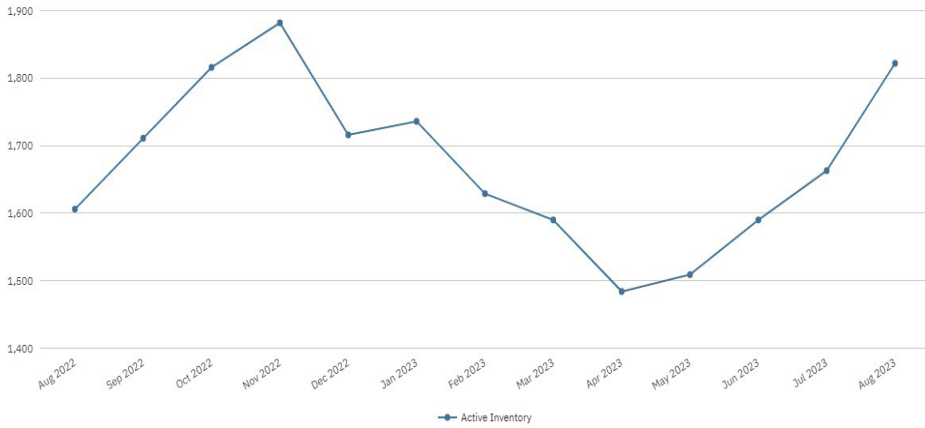
### Osceola County: Median Sale Price

Single-Family Homes, All Price Tiers, All Sale Types



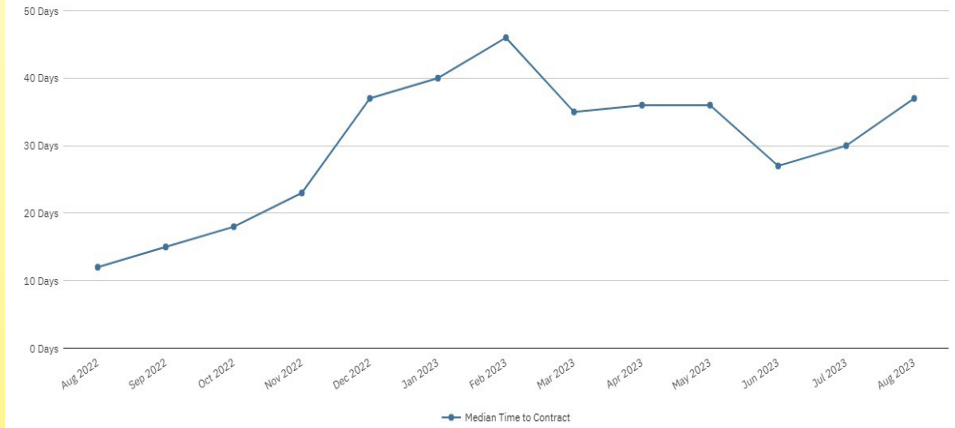
### Osceola County: Active Inventory

Single-Family Homes, All Price Tiers, All Sale Types



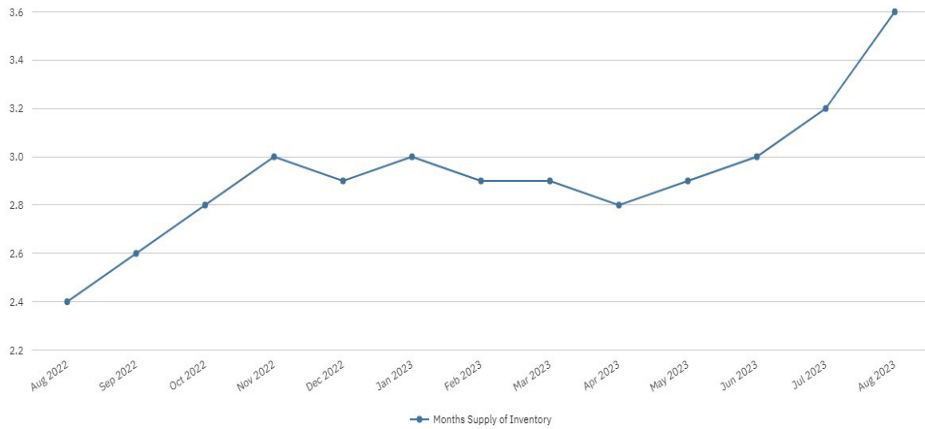
### Osceola County: Median Time to Contract

Single-Family Homes, All Price Tiers, All Sale Types



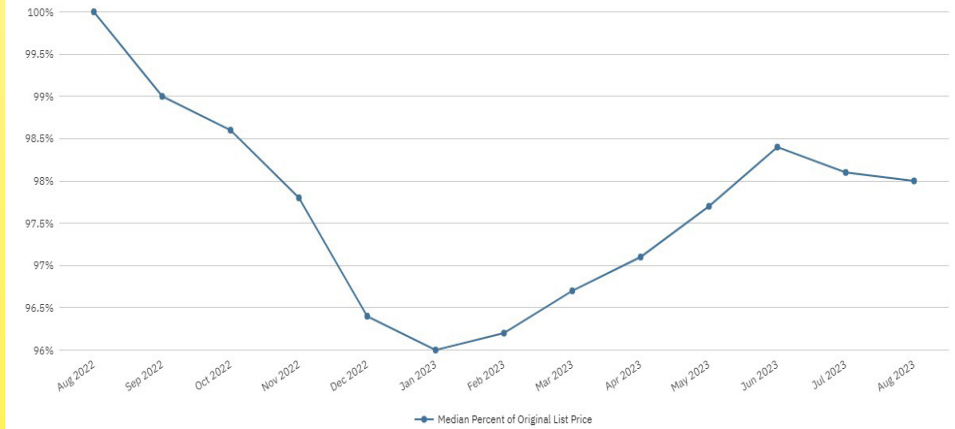
### Osceola County: Months Supply of Inventory

Single-Family Homes, All Price Tiers, All Sale Types



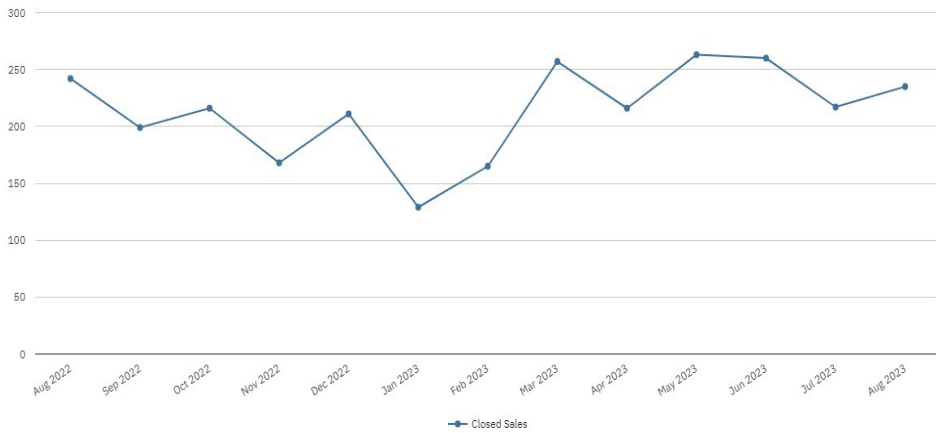
### Osceola County: Median Percent of Original List Price

Single-Family Homes, All Price Tiers, All Sale Types



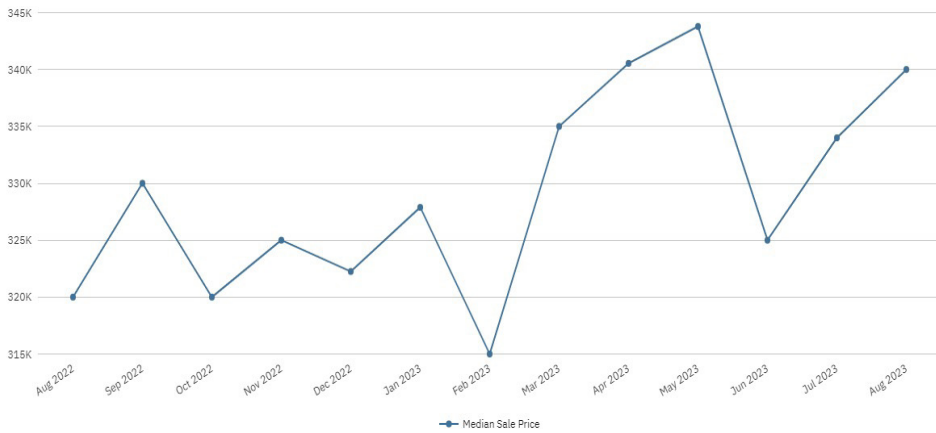
### Osceola County: Closed Sales

Townhouses and Condos, All Price Tiers, All Sale Types



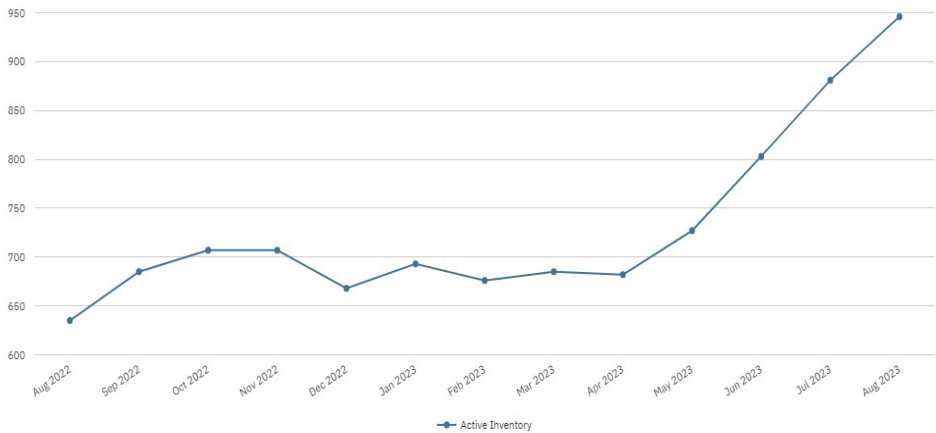
### Osceola County: Median Sale Price

Townhouses and Condos, All Price Tiers, All Sale Types



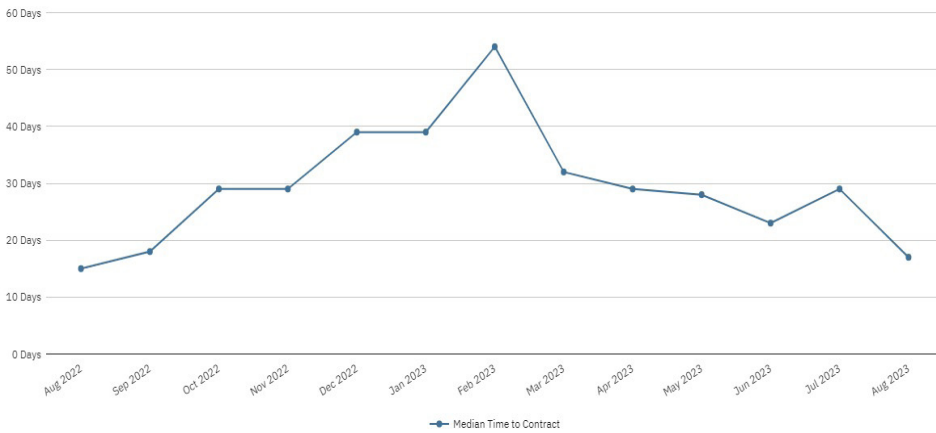
### Osceola County: Active Inventory

Townhouses and Condos, All Price Tiers, All Sale Types



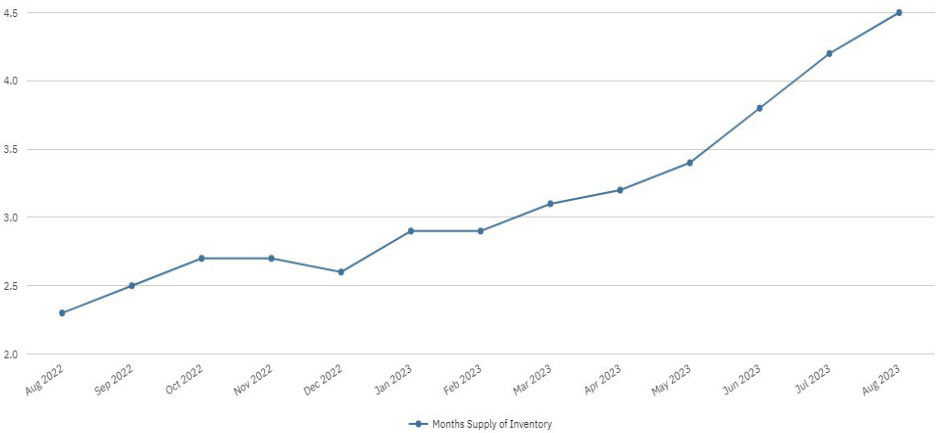
### Osceola County: Median Time to Contract

Townhouses and Condos, All Price Tiers, All Sale Types



### Osceola County: Months Supply of Inventory

Townhouses and Condos, All Price Tiers, All Sale Types



### Osceola County: Median Percent of Original List Price

Townhouses and Condos, All Price Tiers, All Sale Types

