



#STRONGERTOGETHER  
Osceola County Association of Realtors™

# July 2022

## Local Market Statistics For Osceola County

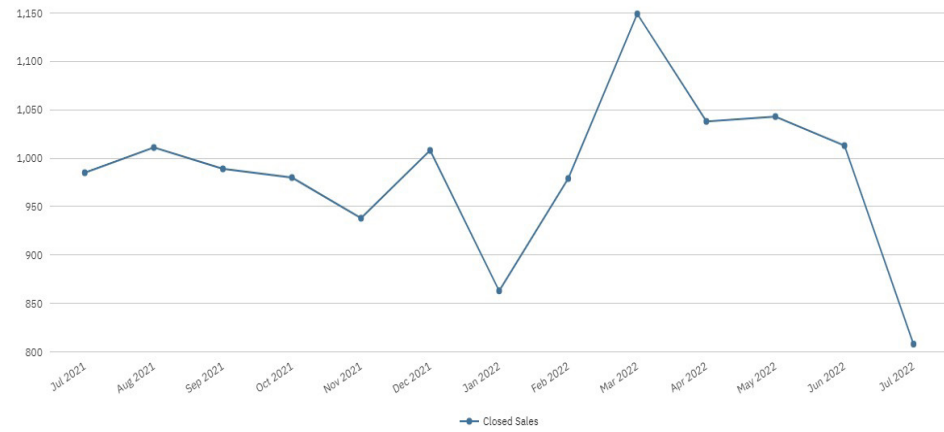
All Properties	July-22	July-21	% Change
Closed Sales	808	985	-18.0%
Median Sale Price	\$390,000	\$320,000	27.9%
Active Inventory	2,220	976	105.1%
Median Time to Contract	11 Days	8 Days	37.5%
Months Supply of Inventory	2.3	1.0	130.0%
Median % of Original List Price	100.0%	100.0%	0.0%

Single Family Homes	July-22	July-21	% Change
Closed Sales	573	721	-20.5%
Median Sale Price	\$420,000	\$350,000	21.5%
Active Inventory	1,560	634	146.1%
Median Time to Contract	10 Days	8 Days	25.0%
Months Supply of Inventory	2.3	0.9	155.6%
Median % of Original List Price	100.0%	100.0%	0.0%

Condos/Townhouses	July-22	July-21	% Change
Closed Sales	223	247	-9.7%
Median Sale Price	\$310,000	\$240,000	29.2%
Active Inventory	608	291	108.9%
Median Time to Contract	11 Days	11 Days	0.0%
Months Supply of Inventory	2.1	1.1	90.9%
Median % of Original List Price	100.0%	100.0%	0.0%

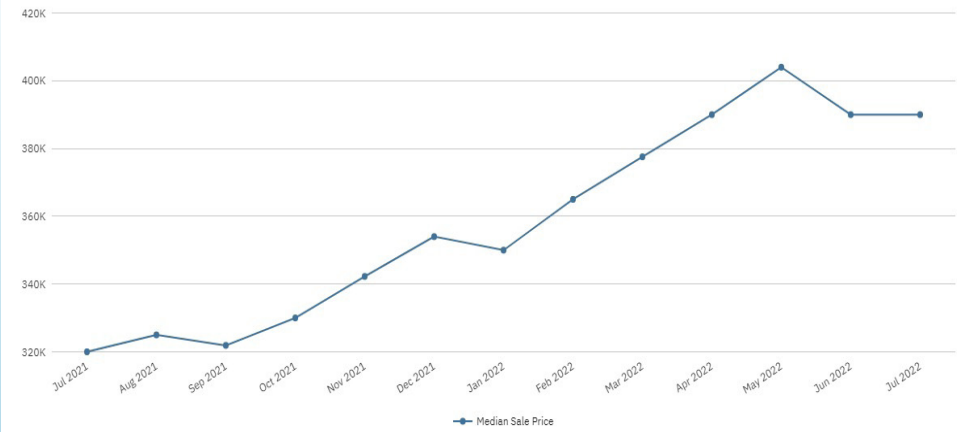
### Osceola County: Closed Sales

All Property Types, All Price Tiers, All Sale Types



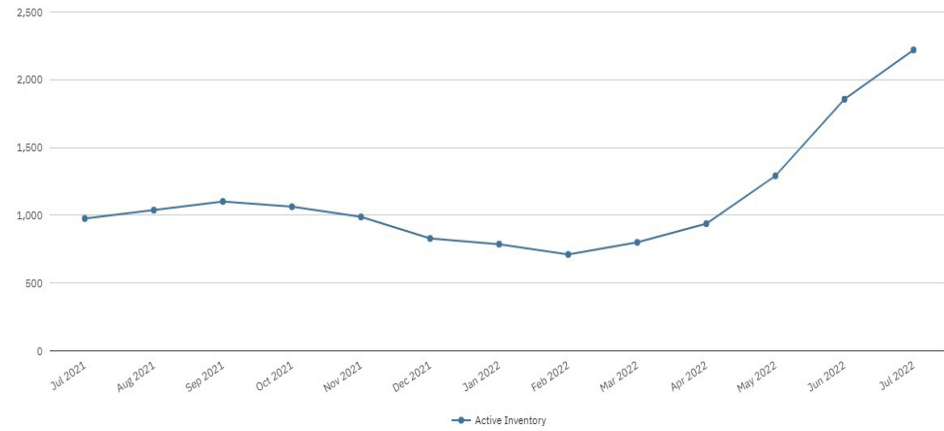
### Osceola County: Median Sale Price

All Property Types, All Price Tiers, All Sale Types



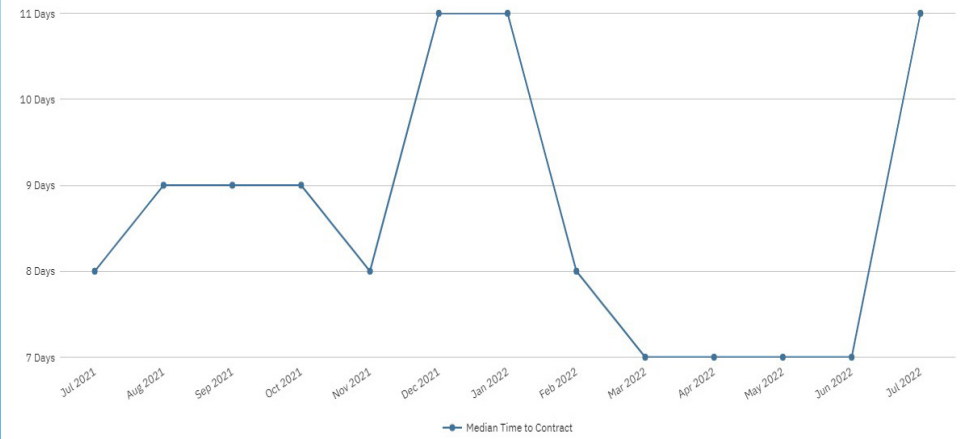
### Osceola County: Active Inventory

All Property Types, All Price Tiers, All Sale Types



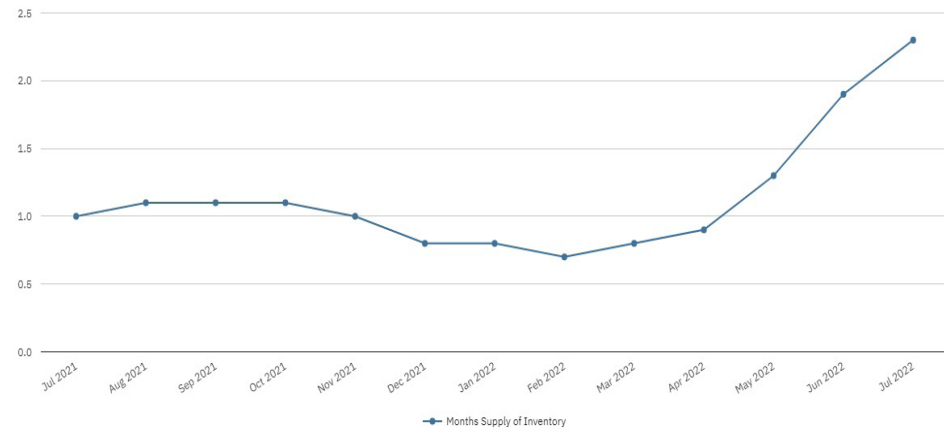
### Osceola County: Median Time to Contract

All Property Types, All Price Tiers, All Sale Types



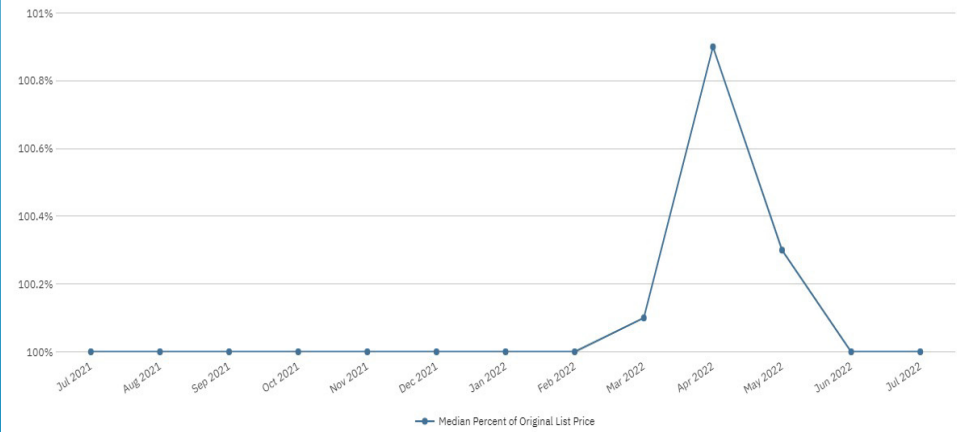
### Osceola County: Months Supply of Inventory

All Property Types, All Price Tiers, All Sale Types

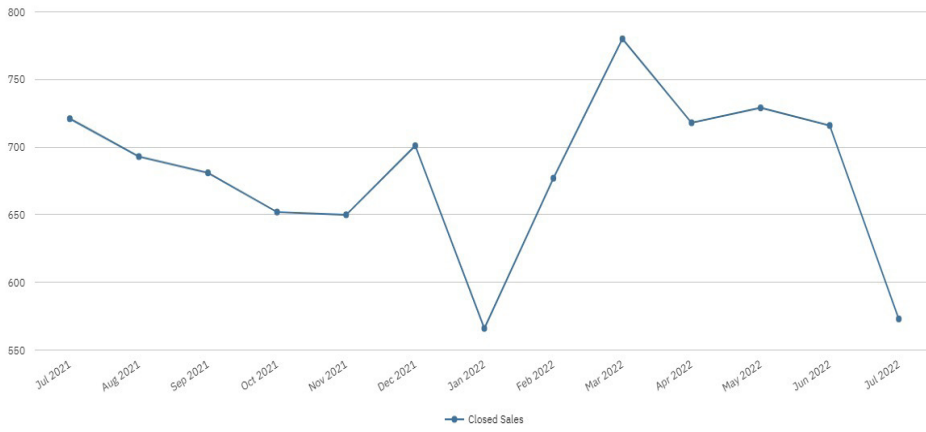


### Osceola County: Median Percent of Original List Price

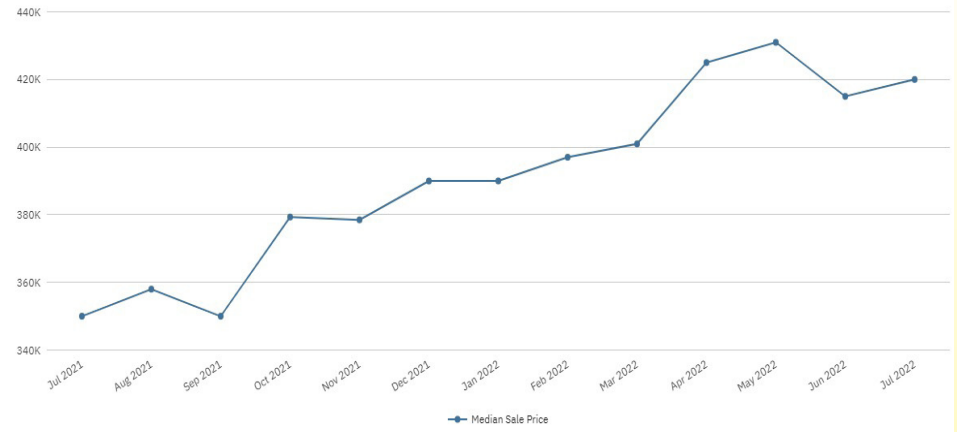
All Property Types, All Price Tiers, All Sale Types



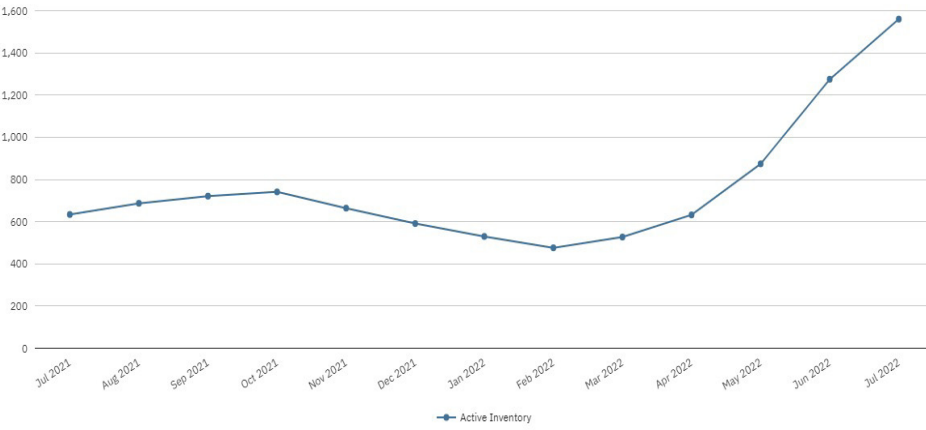
Osceola County: Closed Sales  
Single-Family Homes, All Price Tiers, All Sale Types



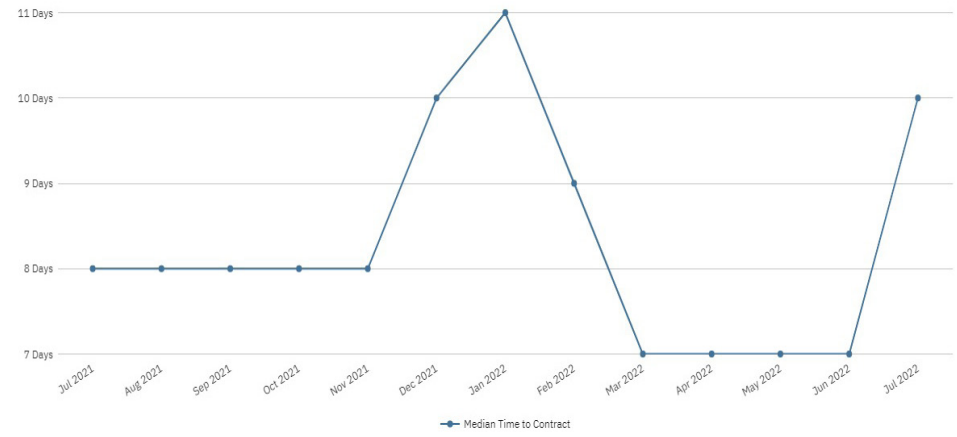
Osceola County: Median Sale Price  
Single-Family Homes, All Price Tiers, All Sale Types



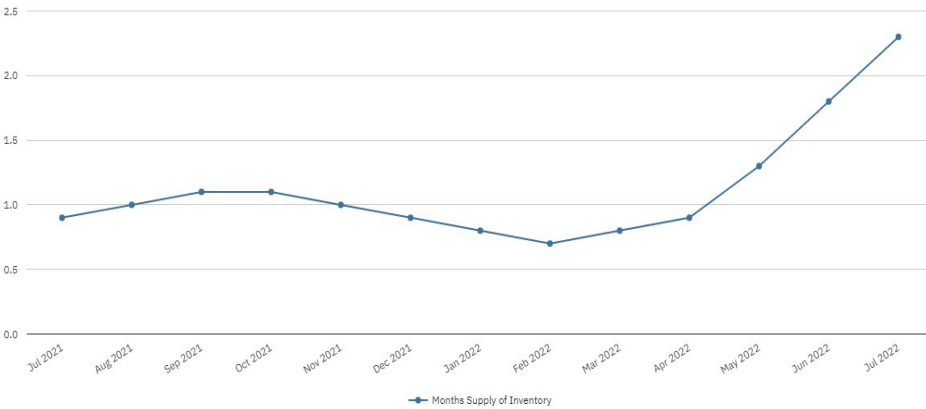
Osceola County: Active Inventory  
Single-Family Homes, All Price Tiers, All Sale Types



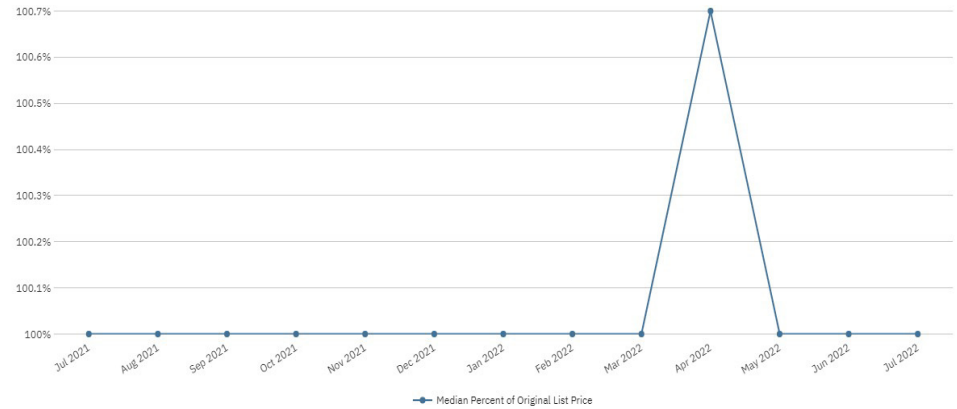
Osceola County: Median Time to Contract  
Single-Family Homes, All Price Tiers, All Sale Types



Osceola County: Months Supply of Inventory  
Single-Family Homes, All Price Tiers, All Sale Types

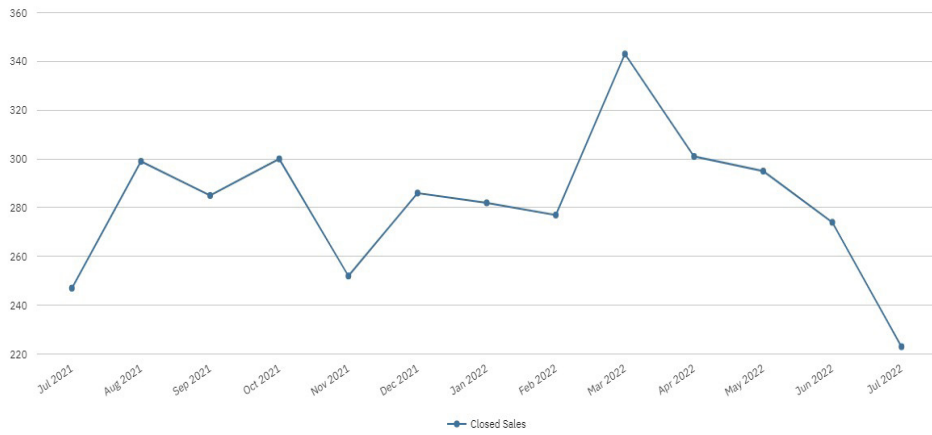


Osceola County: Median Percent of Original List Price  
Single-Family Homes, All Price Tiers, All Sale Types



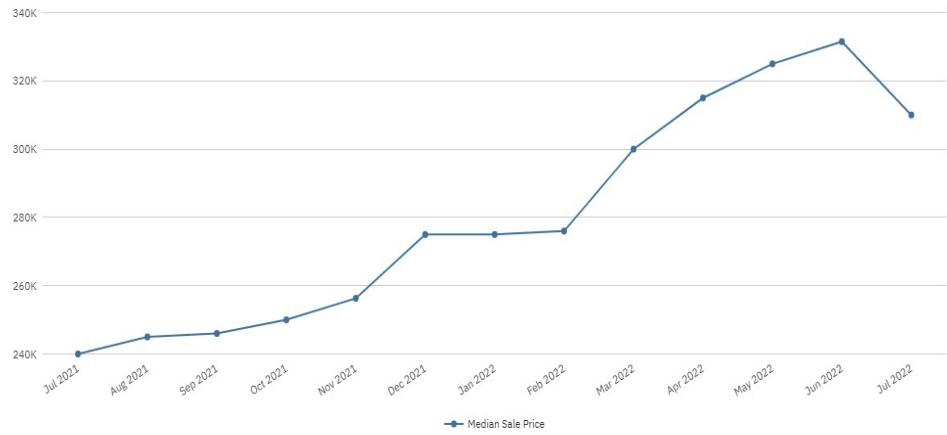
### Osceola County: Closed Sales

Townhouses and Condos, All Price Tiers, All Sale Types



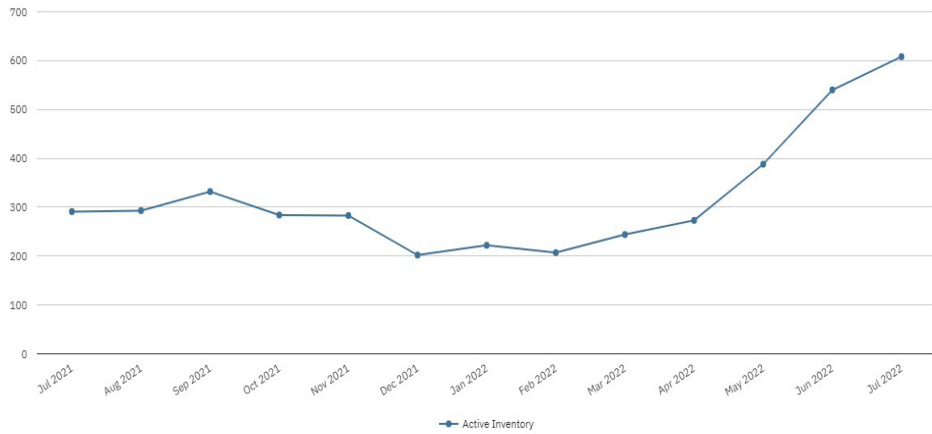
### Osceola County: Median Sale Price

Townhouses and Condos, All Price Tiers, All Sale Types



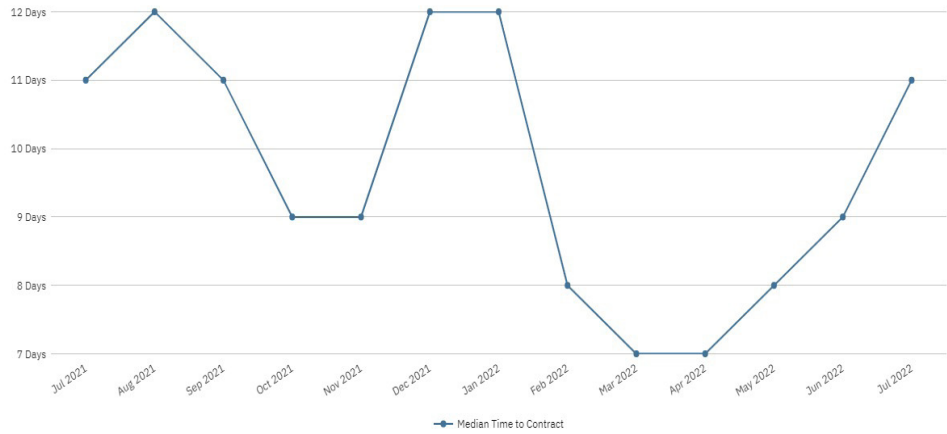
### Osceola County: Active Inventory

Townhouses and Condos, All Price Tiers, All Sale Types



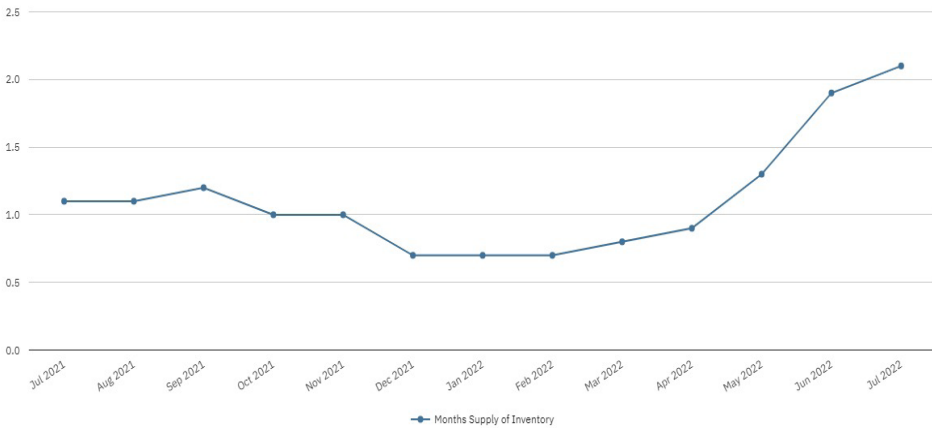
### Osceola County: Median Time to Contract

Townhouses and Condos, All Price Tiers, All Sale Types



### Osceola County: Months Supply of Inventory

Townhouses and Condos, All Price Tiers, All Sale Types



### Osceola County: Median Percent of Original List Price

Townhouses and Condos, All Price Tiers, All Sale Types

